

Pendant stations

P03 Series for small hoist applications

IP65 □

P03

2 directions mechanically interlocked



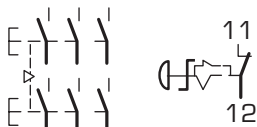
ENGRAVING



DESCRIPTION

For single-speed motor control
No. 1 Emergency stop
ø 30 turn to release
EN418 with:

No. 2 push buttons with 1 NO contact
No. 2 push buttons with 2 NO contacts
No. 2 push buttons with 3 NO contacts



REFERENCE NO.

P03.1

P03.2

P03.3

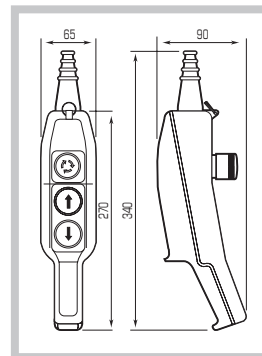
WEIGHT gr

440

450

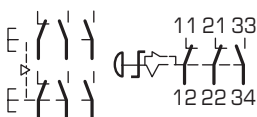
460

DIMENSIONS



For 1kW single-phase motor control
No. 1 Emergency stop
ø 30 turn to release
EN418 with:

No. 2 push buttons with 1NC+2NO contacts



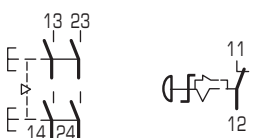
P03CD

460



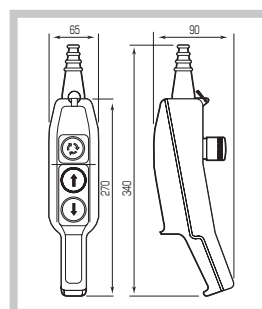
For two-speed motor control
No. 1 Emergency stop
ø 30 turn to release
EN418 with:

No. 2 push buttons with 1NC+2NO contacts



P03D2

460



For single-speed motor control
No. 1 90° angle latched
key switch Q-1 with 1 NO
contact and:

No. 2 push buttons with 1 NO contact



P03CH

460

