

LAMP

LED 025

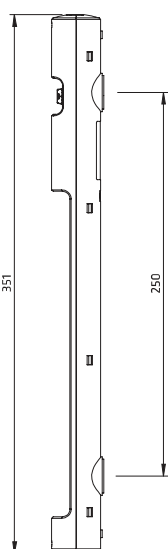
LED 025 with on/off switch and magnet fixing



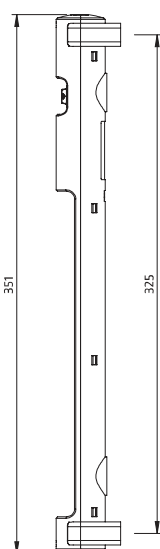
LED 025 with on/off switch and clip fixing

LED 025 with movement sensor and screw fixing

LED 025 with magnet or screw fixing



LED 025 with clip fixing



- > Wide voltage range
- > Integrated power unit
- > Long-lived and maintenance-free by LED technology
- > Daisy chain
- > On/off switch or movement sensor
- > Magnet, screw or clip fixing

The lamp series LED 025 is suitable for all types of panels and enclosures, especially where space is at a premium. The lamps have a very long service life thanks to the use of LED technology. Three different fixing options provide more flexibility for installation. The power output allows up to 10 lamps to be connected to each other (12VDC versions up to 5 lamps). Both the power input and output connectors snap lock into their sockets. With the integrated power unit and the plugs the lamp can quickly be connected.



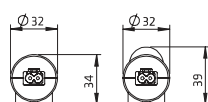
TECHNICAL DATA

Power consumption	max. 5W
Luminosity	290Lm at 120° (870Lm at 360° or equivalent 75W light bulb)
Lamp type	LED, angle of radiation 120° light color: daylight, color temperature: 6,500K
Service life	60,000h at +20°C (+68°F)
Connection	2-pole connector with snap lock AC: max. 2.5A / 240VAC, color: white DC: max. 2.5A / 60VDC, color: blue
Mounting	magnet fixing or screw fixing (M5), clip fixing (M6), torque 2Nm max.
Casing	plastic, transparent
Dimensions	see drawings
Weight	0.2kg
Operating/Storage temperature	-30 to +60°C (-22 to +140°F) / -40 to +85°C (-40 to +185°F)
Operating/Storage humidity	max. 90% RH (non-condensing)
Protection type/Protection class	IP20 / II (double insulated), 12VDC: IP20 / III (extra-low voltage)

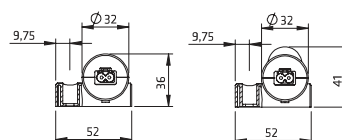
Mounting options: The lamps are available with magnet fixing for easy positioning in any steel cabinet or enclosure. A classic is the LED 025 with screw fixing. And the specifically designed clip holders for clip fixing of the LED 025 can also be positioned anywhere in the cabinet. The clip holders are screwed to the cabinet wall, the lamp is simply snapped into the clip holders and can be turned as needed for a perfect illumination.

Note: The lamp must not be used for household lighting.

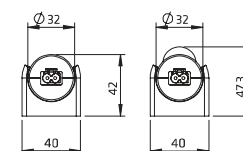
Side view magnet fixing



Side view screw fixing



Sideview clip fixing



Art. No. Magnet fixing	Art. No. Screw fixing	Art. No. Clip fixing	Operating voltage	Switch	Approvals		
02540.0-00	02540.0-01	02540.0-03	100-240VAC, 50/60Hz (min. 90VAC, max. 265VAC)	on/off light switch	UL File No. E234324	VDE	GOST-R
02540.1-00	02540.1-01	02540.1-03	24-48VDC (min. 20VDC, max. 60VDC)	on/off light switch	UL File No. E234324	VDE	GOST-R
02540.2-00	02540.2-01	02540.2-03	12VDC (min. 10VDC, max. 16VDC)	on/off light switch	-	-	-
02541.0-00	02541.0-01	02541.0-03	100-240VAC, 50/60Hz (min. 90VAC, max. 265VAC)	PIR movement sensor ¹	UL File No. E234324	VDE	GOST-R
02541.1-00	02541.1-01	02541.1-03	24-48VDC (min. 20VDC, max. 60VDC)	PIR movement sensor ¹	UL File No. E234324	VDE	GOST-R

¹ approx. 5 min. fixed switch-on duration

ACCESSORIES

Connectors and cables for electrical connection are not included in the delivery of the LED 025. These parts can be ordered separately. Sets, consisting of lamp and accessories, are available on request.

CONNECTION CABLE WITH FEMALE CONNECTOR AND OPEN END

1



Photo: Connection cable, Art. No. 244356

Art. No.	Model	Length	Voltage type	Color	Use for	Approvals ²
244356	connection cable 2 x 1.5mm ² with female connector	2.0m	AC	connector: white; cable: white	power input	VDE
244357	connection cable 2 x AWG 16 with female connector	2.0m	AC	connector: white; cable: white	power input	VDE + UL
244360	connection cable 2 x 1.5mm ² with female connector	2.0m	24-48VDC	connector: blue; cable: white	power input	VDE
244361	connection cable 2 x AWG 16 with female connector	2.0m	24-48VDC	connector: blue; cable: white	power input	VDE + UL
244389	connection cable 2 x 1.5mm ² with female connector	2.0m	12VDC	connector: blue; cable: white	power input	VDE
244390	connection cable 2 x AWG 16 with female connector	2.0m	12VDC	connector: blue; cable: white	power input	VDE + UL

² applies only to the individual components (cable and connectors)

EXTENSION CABLE WITH 2 CONNECTORS FOR DAISY CHAIN CONNECTION

2



Photo: Extension cable, Art. No. 244358

Art. No.	Model	Length	Voltage type	Color	Use for	Approvals ²
244358	extension cable 2 x 1.5mm ² with 2 connectors	1.0m	AC	connectors: white; cable: white	daisy chain	VDE
244359	extension cable 2 x AWG 16 with 2 connectors	1.0m	AC	connectors: white; cable: white	daisy chain	VDE + UL
244362	extension cable 2 x 1.5mm ² with 2 connectors	1.0m	24-48VDC	connectors: blue; cable: white	daisy chain	VDE
244363	extension cable 2 x AWG 16 with 2 connectors	1.0m	24-48VDC	connectors: blue; cable: white	daisy chain	VDE + UL
244391	extension cable 2 x 1.5mm ² with 2 connectors	1.0m	12VDC	connectors: blue; cable: white	daisy chain	VDE
244392	extension cable 2 x AWG 16 with 2 connectors	1.0m	12VDC	connectors: blue; cable: white	daisy chain	VDE + UL

² applies only to the individual components (cable and connectors)

FEMALE / MALE CONNECTORS



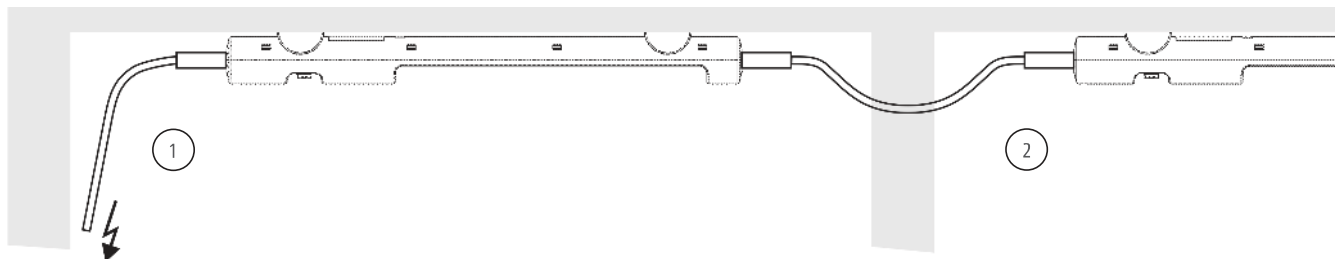
Photo: Female connector, Art. No. 264057



Photo: Male connector, Art. No. 264058

Art. No.	Model	Voltage type	Color	Use for	Approvals
264057	female connector	AC	white	power input	VDE + UL
264058	male connector	AC	white	power output	VDE + UL
264059	female connector	24-48VDC	blue	power input	VDE + UL
264060	male connector	24-48VDC	blue	power output	VDE + UL
264065	female connector	12VDC	blue	power input	VDE + UL
264066	male connector	12VDC	blue	power output	VDE + UL

CONNECTION EXAMPLE



This illustration shows the LED 025 lamp in a daisy chain application. The lamps are conveniently connected via quick connection plugs – up to 10 (5) lamps max. can be daisy-chained this way. The snap lock connectors ensure a stable electrical connection even if subjected to heavy vibration. The connection example shows a 230VAC application, using the following cables: connection cable with female connector, Art. No. 244356 (1); daisy chain extension cable with 2 connectors, Art. No. 244358 (2).

Female/male connectors are also available to assemble cables in non-standard lengths.