

NANOTTICA MAX



... for extreme temperatures -40 °C to +65 °C,
ceiling height from 3.5 to 8 m.

USE

The fixture boasts a **low unified glare rating with UGR values** its patented nanooptics. This ensures eye comfort, **high visual performance and workplace safety**, which indirectly **translates into higher productivity**.

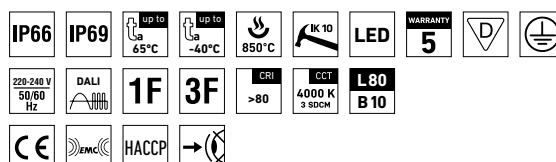
The fitting's **standard beam angle** makes it a great choice for premises with an optimum fitting installation height of **3.5 to 8 m**.

Designed to be installed indoors, in sheltered outdoor spaces as well as in spaces **with extreme ambient temperatures as low as -40 °C or as high as +65 °C**. A ventilation membrane equalizes pressures while blocking water and contaminants that build up inside of the fitting as a result of temperature fluctuations. Highly recommended for **heating plants, metallurgical plants, glassworks, freezing plants, cooling plants** and other spaces with no explosion hazard. IP69-rated and HACCP-compliant, the fitting's design also makes it a great choice for the food industry.

Emissions in the environment of use may reduce the usability of the plastics.

ADVANTAGES

- Patented optics ensures absolute control over light beam distribution
- Low **UGR ranging from 19.8 to 22.1**
- Light fitting protection **IP66 / IP69**
- High temperature resistance in a range from **ta = -40 °C to ta = 65 °C**
- Lifetime: 50 000 hours / L80B10
- **Variable suspension pitch**, optional installation of light fitting even on an existing structure on which the original light fittings were suspended
- **Multipurpose snap-in mounting clips – easy attachment** to a track lighting system with a width of 60 mm
- Optional throughwiring (up to 7 wires inside the light fitting)
- Standard model CRI → 80: 4000 K
- On request CRI → 80: 3000 K, 5000 K, 6500 K
- CRI → 90: 3000 K, 4000 K, 5000 K, 6500 K
- Optional delivery in dimmable version
- Certificates: **HACCP**

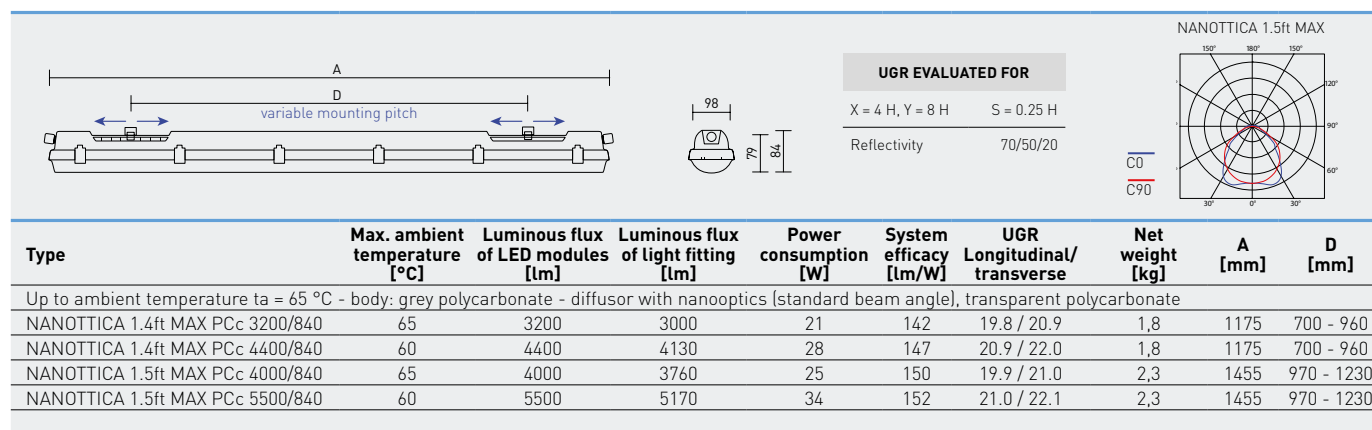


NANOTTICA MAX PCc



TECHNICAL DESCRIPTION

- Light fitting protection: **IP66 / IP69**
- Maximum ambient temperature: **ta = -40 °C**
- Maximum ambient temperature: **ta = 65 °C**
- Lifetime: 50 000 hours / L80B10
- Maximum light fitting efficiency: **152 lm/W**
- **UGR ranging from 19.8 to 22.1**
- Optimum luminaire installation height **from 3.5 to 8 m**
- **CRI → 80: 4000 K** – standard
- CRI → 80: 3000 K, 5000 K, 6500 K – on request
- CRI → 90: 3000 K, 4000 K, 5000 K, 6500 K – on request
- MacAdam = 3 SDCM
- Diffuser: **transparent PC with nanooptics** (high mechanical resistance, UV stability)
- Body: grey PC (high mechanical resistance, UV stability)
- **A ventilation membrane** in the base equalizes pressures while blocking water and contaminants
- Reflector: steel sheet, white colour (RAL 9003)
- **Multipurpose mounting clips:** stainless steel, stainless steel hooks included
- Clips: stainless steel + polyamide
- Sealing: polyurethane (PUR), foamed body groove
- Cable glands: screwed PG 13.5
- Terminal block: screwless, three-pole (basic version), or screwed
- The values stated for power consumption and luminous flux are in a tolerance of ± 7.5 %



NANOTTICA MAX PCc

Code	Type
101521	NANOTTICA 1.4ft MAX PCc 3200/840
101522	NANOTTICA 1.4ft MAX PCc 4400/840
101523	NANOTTICA 1.5ft MAX PCc 4000/840
101524	NANOTTICA 1.5ft MAX PCc 5500/840

Non-dimmable driver - stainless clips (c)


	1F	3F	M1h	M3h	DALI	DALI 3F
101525		101529	x	x	101533	101537
101526		101530	x	x	101534	101538
101527		101531	x	x	101535	101539
101528		101532	x	x	101536	101540

LEGEND

- 1F** 1-phase 3 core through-wiring in the luminaire
- 3F** 3-phase 5 core through-wiring in the luminaire
- M1h** emergency back-up source with 1 hour operating time for maintained emergency illumination
- M3h** emergency back-up source with 3 hour operating time for maintained emergency illumination
- 3F Mxh** 3-phase 5 core through-wiring in the luminaire (L3 used for emergency unit unswitched power supply)
- DALI** version with digital dimmable driver DALI
- DALI 1F** 1-phase 5 core through-wiring in the luminaire
- DALI 3F** 3-phase 7 core through-wiring in the luminaire
- DALI 3F Mxh** 3-phase 7 core through-wiring in the luminaire (L3 used for emergency unit unswitched power supply)

LIGHT FITTING ATTACHMENT

- a) Directly to a ceiling or a wall with the use of screws and stainless brackets
- b) Suspension with the use of stainless hooks
- c) To be attached to a track lighting system with a width of 60 mm using stainless steel snap-in mounting clips
- d) Attachment with the use of side hangers to the wall



VARIABLE INSTALLATION PITCH

NANOTTICA MAX



LIGHT FITTING DETAILED VIEW

NANOTTICA MAX

