

Casambi CBU-TED

Fact Sheet

Version 1.0.6
3.7.2015



CASAMBI

www.casambi.com

info@casambi.com

Description

CBU-TED is a Casambi enabled high quality trailing edge dimmer for dimmable mains voltage powered loads. It can be installed behind a traditional wall switch, into the casing or the ceiling connection of a luminaire.

CBU-TED belongs to the Casambi family of products and has the following features:

- Forms automatically a wireless mesh network with other Casambi products.
- Wireless control with a Casambi app for smart phones and tablets.
The Casambi app is available free of charge from Apple App Store and Google Play Store.
- Integrates the use of regular wall switches for dimming and scene control.

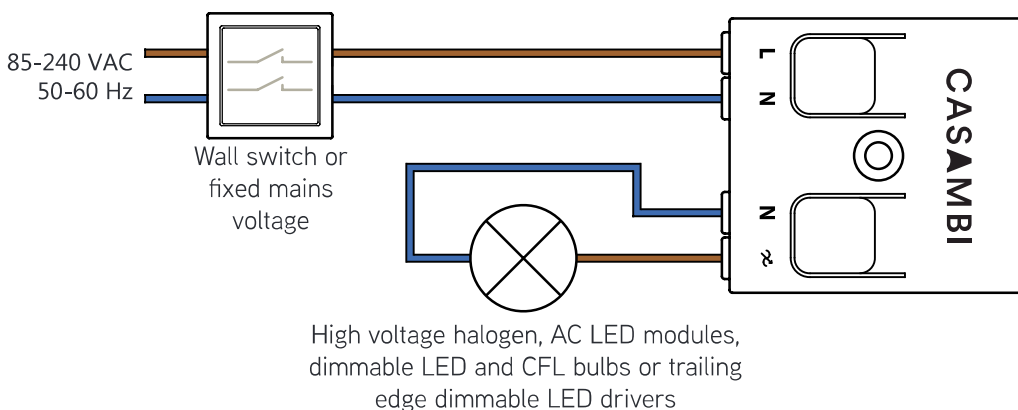
With the free Casambi app it is also possible to use the following functions with CBU-TED:

- Dimming of single or multiple luminaires with simple touch gestures.
- Control luminaires visually directly from pictures of your shop, offices or personal rooms.
- Set up scenes with several luminaires in them. It is possible to create up to 255 different scenes with up to 127 Casambi units in each scene. All the luminaires in one scene can have different light levels, colours and colour temperatures.
- Use timers to turn on and off scenes at predefined times.
- Define the security of the network. There are four different security levels for access control.

Being a member of the Casambi solution CBU-TED uses the Casambi Bluetooth Low Energy mesh network to control the luminaires. The strength of mesh network is the perfect control of multiple luminaires in a same network without gateways, routers, repeaters or extra wiring. CBU-TED and other Casambi family products use Bluetooth Low Energy to form a direct connection between a mobile device and the Casambi product.

Casambi CBU-TED complements other Casambi enabled products with mains voltage dimming. It is possible to use a single Casambi product to control one luminaire or multiple Casambi products to create a perfect light control system.

Wiring Diagram



To connect a wire, press the button on top of the dimmer and insert the stripped wire into the wire hole as far as it goes.

Connected wires can be released by pressing the button again.

Wire info:

- Solid and stranded:
0,5-1,5 mm²/16-20 AWG
- Strip length: 6-8 mm

Warning!

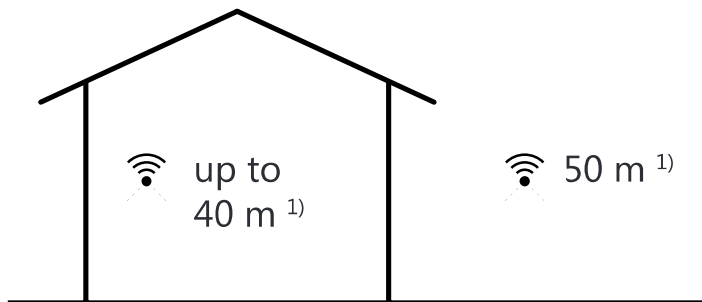
Do not connect more than one kind of load at a time.



Warning!

Hazardous voltage. Risk of electric shock. Only qualified professionals should make the connections.

Range



Casambi uses mesh network technology so each CBU-TED acts also as a repeater. Longer ranges can be achieved by using multiple Casambi units.



Casambi app available on:



Compatible devices:

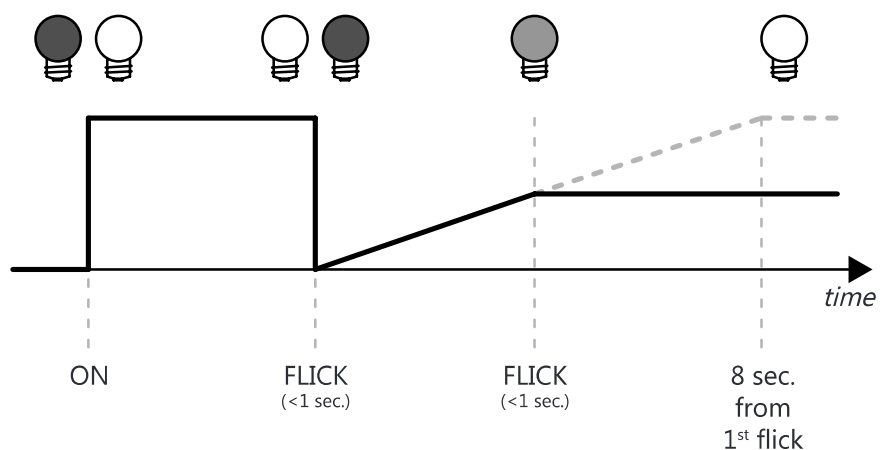
iPhone 4S or later
iPad 3 or later
iPod Touch 5th gen or later

Android 4.4 KitKat or later devices
produced after 2013 with full BT
4.0 support

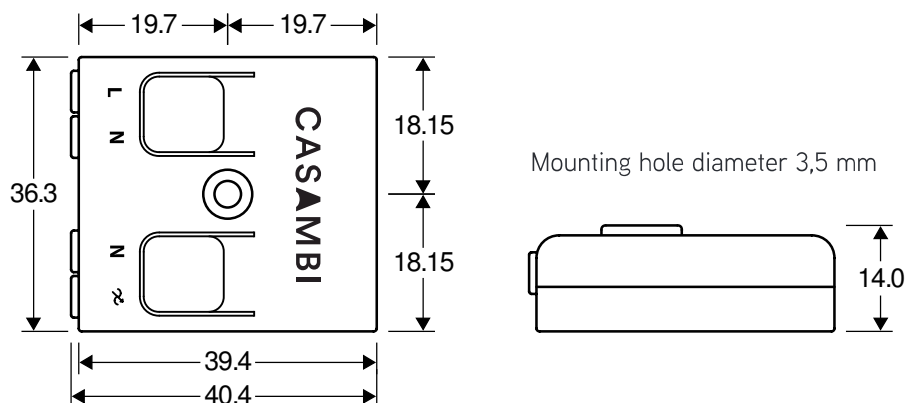
Note 1. Range is highly depended on the surrounding and obstacles, such as walls and building materials.

Dimming without app

1. Turn lights on from a wall switch.
2. Make a flick by quickly turning wall switch off (max. 1 sec.) and back on. The light level starts to increase gradually.
3. Make another flick at desired dim level. The selected level is saved automatically.
4. If the second flick is not done in 8 sec. the light intensity reaches its maximum level.
5. Flicks can also be used to switch between predefined scenes.



Dimensions



Load Suitability (connect only one load type at a time)

Type of Load	Suitability	Comments
High voltage halogens, max. load 150 W		
High quality dimmable LED bulbs, max. load 50 W		Dimming quality depends solely on the LED bulb. See 1)
High quality dimmable CFL bulbs, max. load 50 W		Dimming quality depends solely on the CFL bulb. See 1)
Trailing edge dimmable LED drivers, max. load 50 W		Dimming quality depends solely on the LED driver. See 1)
AC LED modules, max. load 150 W		Depending on the LED modules. See 2)
Luminescent lamps, non-dimmable LED and CFL bulbs		Not supported.
Wire wound transformers, electric motors		Not supported. May cause permanent damage.

1) Load response and minimum dimming level depends on the LED/CFL driver.

2) Some AC LED modules may flicker at low dimming level. The flickering maybe avoided by adjusting the dimming curve.

Technical Data

Input

Voltage range:	85-240 VAC
Frequency:	50-60 Hz
Max. mains current:	0,65 A
No-load standby power:	< 300 mW

Output

Max. output power:	150 W @ 230 VAC 70 W @ 110 VAC
Max. output current:	0,65 A
Min. load requirement:	1 W
Max. avalanche energy, single pulse:	65 mJ
Max. current pulse:	14 A

Radio Transceiver

Operating frequencies:	2,4...2,483 Ghz
Maximum output power:	+4 dBm

Operating Conditions

Ambient temperature, ta:	-20...+45 °C
Max. case temperature, tc:	+65 °C
Storage temperature:	-25...+75 °C
Max. relative humidity:	0...80%, non-cond.

Connectors

Wire range, (solid & stranded):	0,5-1,5 mm ² 16-20 AWG
Wire strip lenght:	6-8 mm

Mechanical Data

Dimensions:	40,4 x 36,3 x 14,0 mm
Weight:	15 g
Degree of protection:	IP20

All data are subject to change without notice.