


"weatherproof" for outdoor installation





KF 1610 B

- 4-10 mm², Cu 3~

IP
66/67

PC


 RAL
9011

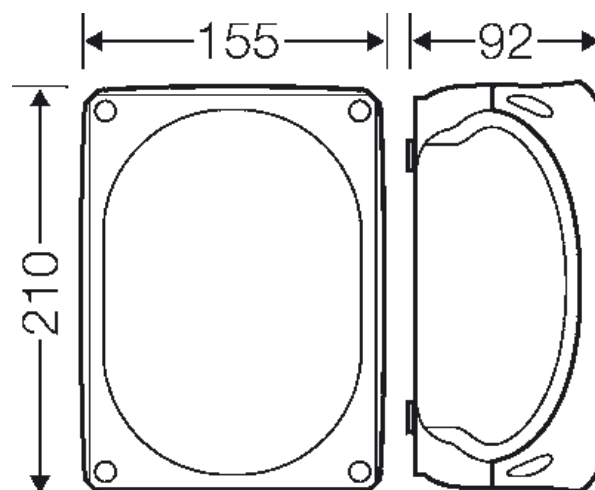


- Terminal with 2 clamping units per pole
- 5-pole per pole 6 x 2.5 mm² sol, 4 x 4 mm² sol, 4 x 6 mm² sol, 4 x 10 mm² sol, 2 x 16 mm² s
- with two cable entries M 32 from the rear side
- Cable entries via knockouts, order ASS separately (see cable entry systems LES)
- "weatherproof" resistant to weather influences (UV due to solar radiation, protected against rainwater, temperature resistant, impact resistant, etc.)
- colour: black, RAL 9011

rated insulation voltage	Ui = 690 V a.c./d.c.
current carrying capacity	63 A
tightening torque for terminal	2,0 Nm
Degree of protection:	IP 66 / IP 67 temporary submersion up to 1 meter, max. 15 minutes
Material:	PC (Polycarbonate)
width	210 mm
height:	155 mm
depth	92 mm
Weight	0,54 kg
in accordance with	IEC 60 670-22

Drawings

Dimension drawing



”weatherproof“ for outdoor installation



KF 1610 B

- 4-10 mm², Cu 3~









Detail mass



Box walls







2 x M 25/32/40 3 x M 25/32/40

Operating and ambient conditions

Application area	Suitable for outdoor installation (harsh environment and/or outdoor). To reduce the formation and accumulation of condensed water see technical information.
Resistant to occasional cleaning procedures (direct jet)	Resistant to occasional cleaning procedures (direct jet) with high-pressure cleaner without additives, water pressure: max. 100 bar, water temperature: max. 80° C, distance => 0,15 m, in accordance with the requirements IP 69K, enclosure and cable glands at least IP 65
Ambient temperature	Average value over 24 hours + 55 °C Maximum value + 70 °C Minimum value - 25 °C
Relative humidity	50% at 40° C short-time 100% at 25° C
Fire protection in the event of internal faults	Demands placed on electrical devices from standards and laws Minimum requirements - Glow wire test in accordance with IEC 60 695-2-11: - 650°C for boxes and cable glands - 850°C for parts of insulating material necessary to retain current carrying parts in position
Burning behaviour	Glow wire test IEC 60 695-2-11: 960 °C

Page 2 of 3

Gustav Hensel GmbH & Co. KG * Gustav-Hensel-Str. 6 * 57368 Lennestadt * Germany * Telefon: +49 (0)2723/609-0 * Fax: +49 (0)2723/60052 * Date: November 13. 2014

”weatherproof“ for outdoor installation



KF 1610 B

- 4-10 mm², Cu 3~

IP
66/67

PC



RAL
9011

39

40 Wall 40

39

UL Subject 94: V-0
flame-retardant
self-extinguishing

Degree of protection against mechanical load	IK09 (10 Joule)
Toxic behaviour	halogen-free silicone-free "halogen-free" in accordance with the examination of the cables and insulated wires - corrosiveness of fumes - as per IEC 60 754-2
Note:	For material properties see technical data.