

INSTALLATION AND MAINTENANCE MANUAL FOR
EXPLOSIONPROOF LIGHT FITTING

EXF250LED



Carefully read the instructions before
mounting the light fitting.

TABLE OF CONTENTS:

1.	GENERAL INFORMATION – PROPER USE	3
2.	TECHNICAL INFORMATION	5
3.	PHOTOMETRICAL DATA.....	5
4.	CONSTRUCTION DESCRIPTION	5
5.	PRELIMINARIES	6
6.	LIGHT FITTING MOUNTING	6
7.	ELECTRICAL CONNECTION	7
8.	CONDITIONS OF SAFETY USE.....	7
9.	LIGHT FITTING MAINTENANCE AND SERVICING.....	8
10.	CLEANING: EXCHANGE	9
11.	REPAIRING	9
12.	LIGHT SOURCE EXCHANGE	9
13.	TRANSPORT AND CONDITIONS OF STORAGE.....	9
14.	DISPOSAL OF WASTE EQUIPMENT.....	9
15.	WARRANTY	9

Type of execution	Ex eb	Device secured with increased safety construction type "e".
	Ex tb	Device secured from dust ignition with the housing type „t”.
Group	IIC	Device can be used in the presence of explosion hazard gases, vapors and mists of flammable liquids with air classified as explosive groups IIA, IIB, IIC.
	IIIC	Device can be used in the presence of explosion hazard of combustible dusts and filaments belonging to explosion groups IIIA, IIIB, IIIC (all types of dusts).
Temperature class	T4	Device intended for use in potentially explosive atmospheres of gases with self-ignition temperature > 135°C
Temperature	T55°-70°C	Device can be used in presence of dusts whose cloud self-ignition temperature is higher than 105°C, and the glowing temperature of the layer (5mm) is higher than 145°C.
Explosion protection level	Gb	Device intended for installation in zones 1, 2 of gas explosion hazard, providing a „high level of safety” and which will not become a source of ignition under normal conditions of use and during expected damage.
	Db	Device intended for installation in zones 21, 22 dust explosion hazard, providing a „high level of safety” and which will not become a source of ignition under normal conditions of use and during expected damage.

Protection degree: IP66/IP67

Cross section admission cable: 1-2.5mm²

Admission cable diameter:: Ø 8-13mm

Voltage: 110-254VAC, 220-250VDC

Protection class: I

Ambient temperature Ta:


-40°C ... +60°C for version EXF250LED-1200-G2-35E-**-*****-GRP-PM

-40°C ... +55°C for version EXF250LED-1200-G4-35E-**-*****-GRP-PM

-40°C ... +45°C for remaining versions

2. TECHNICAL INFORMATION

Type	Power	Electrical unit	IP	Protection class	Power factor	Ambient temp.
EXF250LED-0600-F1	21,5 W	110-254V AC, 220-250V DC	66/67	I	≥0,97	-40 to +45°C
EXF250LED-0600-F2	38,2 W					-40 to +45°C
EXF250LED-0600-G2	25,2 W					-40 to +45°C
EXF250LED-1200-F2	39,6 W					-40 to +45°C
EXF250LED-1200-G2	25,1 W					-40 to +60°C
EXF250LED-1200-F4	77,5 W					-40 to +45°C
EXF250LED-1200-G4	45,8 W					-40 to +55°C



Type	L	L1	B	B1	H
EXF250LED-0600	700	450	190	160	129
EXF250LED-1200	1300	800			

3. PHOTOMETRICAL DATA

Type	Luminous flux	Efficiency	Colour temperature	CRI	Lifetime
EXF250LED-0600-F1	1869 lm	87 lm/W	4000K	>80	>50000 h
EXF250LED-0600-F2	3816 lm	100 lm/W			
EXF250LED-0600-G2	2566 lm	102 lm/W			
EXF250LED-1200-F2	4104 lm	104 lm/W			
EXF250LED-1200-G2	2468 lm	98 lm/W			
EXF250LED-1200-F4	7753 lm	100 lm/W			
EXF250LED-1200-G4	4840 lm	105 lm/W			

Lifetime of a LED modules: L₇₀B₁₀

4. CONSTRUCTION DESCRIPTION

Light fittings are built according to common electrical engineering rules. The product meets the essential requirements of the Directives and the harmonized standards listed in the EU Declaration of Conformity. Used solutions and materials, electrical equipment and proper insulating spaces makes that during

normal exploitation there is no possibility any sparks, electrostatic charge, dangerous heating or light fitting destruction caused by environment factors occurrence.

Light fittings are built as a one chamber equipment. Mounting tray and brackets are made of powder painted galvanized steel. Closing clamps are made of stainless steel.

Used terminals ensures safe and non-sparking connection of inner wires and admission cables. The diffuser is made of polycarbonate or PMMA. The housing is made of glass fibre reinforced polyester.

5. PRELIMINARIES

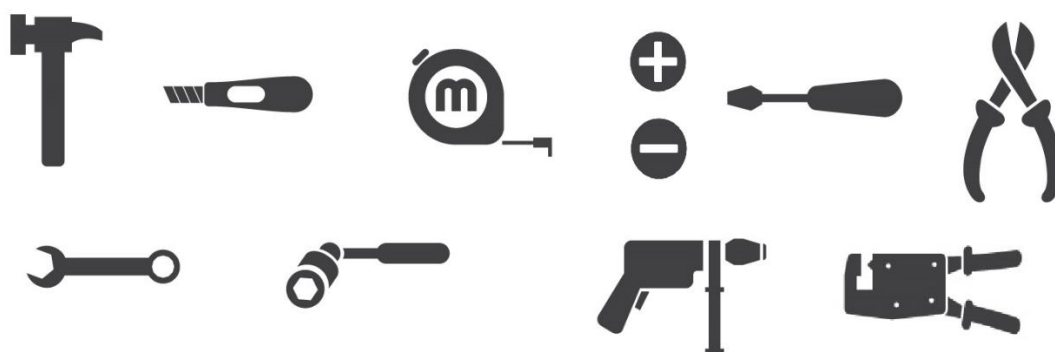
SAFETY RULES

- Carefully read all the information included in the manual before mounting the light fitting.
- General safety rules must be followed.
- Failure to comply with rules of the installation and use can lead to personal injury or property losses. ATM Lighting sp. z o.o. company takes no responsibility in such cases.
- Failure to comply with rules included in manual results with void of the manufacturer warranty.
- Manufacturer takes no responsibility for any damages resulting from improper installation, maintenance or improper use.
- It is the responsibility of the user to perform the installation in accordance with this manual and the safety regulations and standards applicable to the type of installation
- In case of malfunction, the device must be turned off and returned for repair to the manufacturer or his authorized entity.



Before performing any installation work, including opening the enclosure, be absolutely sure to disconnect the unit from the power source.

NECESSARY TOOLS



6. LIGHT FITTING MOUNTING

Light fitting is mounted with use of two brackets, designed for direct installation on a ceiling or on a wall. Spacing and size of the mounting holes are shown in point 2.

7. ELECTRICAL CONNECTION

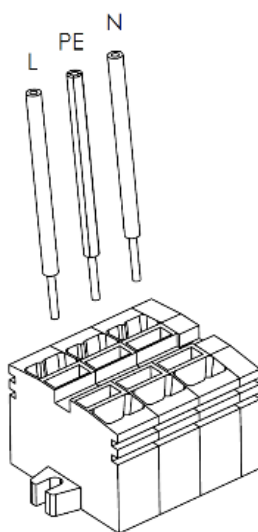


Installation and electrical connection should be in accordance with the requirements of PN-EN 60079-14.

To connect power supply:

- enter the power cable to the housing through the cable entry (gland),
- carefully unisolate the wires (8-10mm), and put it into the connector according to a label inside the light fitting,
- precisely tighten power cable in the gland with two wrench,
- check the effectiveness of grounding.

Power connection:



Remarks:

- Use one wrench to tighten the sealing nut, while using the second wrench to block gland body against rotation, otherwise damage of the sealing can be caused and therefore sealing level will be decreased and thus explosion protection.

8. CONDITIONS OF SAFETY USE

- Every light fitting must have label with rating data on it. Each light fitting is equipped with this „Installation and maintenance manual”, which must be kept by user until the end of exploitation.
- Light fittings are designed for fixed installations only.
- Using light fitting outside the designated operating temperature range is unacceptable and will decrease a lifetime of light fitting and/or damage it. It will also cause a loss of warranty.



Remark: Using light fitting beyond the designated operating temperature range may result in the loss of explosion protection measures, such as exceed temperature class and explosion.

- Each light fitting must have a warning sign: „DO NOT OPEN UNDER VOLTAGE” on it.
- Admission cables must have 3-wires (with PE wire) and diameter 8-13mm.
- Use power wires with cross section 1-2,5mm².
- Maximum cross current I=16A.
- The housing is made of glass fibre reinforced polyester (GRP), the diffuser is made of polycarbonate or , so they mustn't be exposed on chemical substances which may destroy it. In case of doubts with substances present in work environment of light fitting, prior investigation must be made.

9. LIGHT FITTING MAINTENANCE AND SERVICING

REMARK: during the servicing and maintenance touching the LED are prohibited, because it will decrease the lifetime of light fitting and cause the loss of manufacturer's warranty.



It is recommended to carry out inspections of electrical equipment in accordance with the requirements of PN-EN 60079-17.

INSPECTION: at least once a month. Inspection is made without opening the light fitting. User must check admission cables condition (insulation damage, cracks, burns etc.). Cables must not have any acute bends. Outside parts of the light fitting must be checked. No cracks or corrosion signs may occur. Bolts used to mount light fitting should be properly tightened, washers mustn't be cracked. Cleanliness of outer surfaces and light fittings surroundings must be checked. Light fittings may not be soiled by paint or grease. Do not allow for dust (dirt) deposition on the light fitting. The readability of rating and warning plates must be checked. Abnormalities found must be fixed.

SERVICE AND MAINTENANCE: at least once a year. Service and maintenance must be made with power supply turned off. User must make inspection steps first. After opening: metal parts painting, condition of inner wiring and its mounting, insulating materials, cable glands gaskets, terminals. Abnormalities found must be fixed. Rating and warning plates must be cleaned. Surfaces of insulating materials and covers must be clean.

VERIFICATION OF TECHNICAL CONDITION: at least once for 2 years. Power supply must be switched off. Verification of technical condition must be proceeded outside of Ex zone or with monitoring the hazard level. Work can be done if:

- Explosive atmosphere concentration does not exceed 10% of lower explosion limit (LEL) for explosive atmospheres in zones 1 and 2,
- Cleaning activities have been carried out to ensure the cleanliness of the installation (house-keeping) and dust cloud occurrence possibility is excluded in zones 21,22 explosion hazard.

Besides all the examination during inspection, service and maintenance paragraphs electrical examination must be also made: light fitting current consumption, insulation examination, protective earthing condition. Special attention must be paid to insulating parts condition. No crack or burns may occur.

10. CLEANING: EXCHANGE



Do not allow dust to accumulate on the light fitting. Cleaning have to be carried out using vacuum cleaners or a soft cloth with antistatic agent suitable to working conditions. Do not use chemicals that can damage any part of the light fitting.

All parts considered as a spare parts must be ordered at manufacturer of light fitting.

11. REPAIRING



All repairs may be made only by manufacturer or authorized repair workshops according to PN-EN 60079-19.

12. LIGHT SOURCE EXCHANGE

Lamps exchange may be made only by specially trained personnel using the original components provided by ATM Lighting sp. z o.o.

13. TRANSPORT AND CONDITIONS OF STORAGE

During transport light fittings shouldn't be exposed to precipitation or mechanical shock.

Light fittings may be storage only in sheltered warehouses, within +5°C to +35°C temperature range, and relative humidity lower than 75%. No corrosion causing vapors or gases should be present.

14. DISPOSAL OF WASTE EQUIPMENT



User must obey relevant rules and regulations about disposal of wasted equipment valid in their country.

15. WARRANTY

- It is required to disconnect power supply from the light fitting before any maintenance work.
- It is forbidden to make any changes to the light fitting construction. Any unauthorized interference may result in reduced functionality or damage to the device and may in some cases endanger life or health. At the same time it relieves the manufacturer of all warranty liability.
- All specific information can be found in document „General terms and conditions warranty ATM Lighting sp. z o.o.” available at the website www.atmlighting.pl/en/

ADDRESS:

ATM Lighting sp. z o.o.

ul. Budowlanych 31 80-298 Gdańsk

tel: +48 58 347 51 07 fax: +48 58 347 51 08

office@atmlighting.pl