

Ergonomic Cable Tie Installation Hand Tools

Comfort, Performance and Durability

Panduit's ergonomic series of hand-operated, tool-controlled tension, and cut-off cable tie installation tools are the most preferred hand-operated tools in the industry. These versatile tools can be used for production, maintenance, or construction applications.


The ergonomic series of tools is excellent for low to medium volume applications (under 50,000 ties/year) and promote worker safety, help reduce downtime, improve productivity and provide the lowest total installed cost.

Impact Resistant Resin Tools

- **GTS-E** Tool installs subminiature (8 lbs.) through standard (50 lbs.) cross section cable ties
- **GTH-E** Tool installs standard (50 lbs.) through heavy (175 lbs.) cross section cable ties

Metal Resin Tools

- **GS2B-E** Tool installs subminiature (8 lbs.) through standard (50 lbs.) cross section cable ties
- **GS4H-E** Tool installs standard (50 lbs.) through heavy (175 lbs.) cross section cable ties
- **GS4EH-E** Tool installs light-heavy (120 lbs.) through extra-heavy (250 lbs.) cross section cable ties



Key Features and Benefits

- Improved cable tie cut-off mechanism that minimizes the impact to the installer's hand by more than 40% - the lowest in the industry
- Low handle force required to cut-off the cable tie - 15% lower handle force than comparable tools



Cable Tie Installation Hand Tools – Comfort, Performance and Durability



To change the tension setting, pull back the Tension Adjustment Knob, match it to the appropriate cable tie cross section tension setting, and disengage the knob.



Easy to read Tension Setting Label eliminates guesswork.

Ordering Information

Ergonomic Cable Tie Installation Hand Tools

Part Number	Installs Cable Tie Cross Sections	Description	Std. Pkg. Qty.	Std. Ctn. Qty.
GTS-E	Subminiature, Miniature, Intermediate, Standard	Trigger Handle: Black, Selector Knob: Black, Cushioned Handle: Black. Material: Impact Resistant Resin	1	5
GTH-E	Standard, Heavy-Standard, Light-Heavy, Heavy	Trigger Handle: Red, Selector Knob: Red, Cushioned Handle: Red. Material: Impact Resistant Resin	1	5
GS2B-E	Subminiature, Miniature, Intermediate, Standard	Trigger Handle: Black, Selector Knob: Black, Cushioned Handle: Black. Material: Aluminum	1	5
GS4H-E	Standard, Heavy-Standard, Light-Heavy, Heavy	Trigger Handle: Red, Selector Knob: Red, Cushioned Handle: Red. Material: Aluminum	1	5
GS4EH-E	Light-Heavy, Heavy, Extra-Heavy	Trigger Handle: Blue, Selector Knob: Blue, Cushioned Handle: Blue. Material: Aluminum	1	5

Cable Tie Hand Tool Accessories

Part Number	Used with Tool	Description	Std. Pkg. Qty.	Std. Ctn. Qty.
KGTS-ETL	GTS-E GTH-E	Tension locking kit locks the tension at desired setting, which eliminates operator error and ensures consistent results	1	10
KGTSBLD	GTS-E GS2B-E	Replacement blade kit (spare blade) allows quick and easy replacement of blade. Can be part of a scheduled maintenance plan, or used when cut-offs are not clean and crisp.	1	10
KGTH-EBLD	GTH-E GS4H-E		1	10
KGS4EH-EBLD	GS4EH-E		1	10

Cable Tie Installation Hand Tools – Comfort, Performance and Durability

Ordering Information (continued)



PTS



PTH



PPTS




PPTEH

Pneumatic Cable Tie Hand Tools

Part Number	Installs Cable Tie Cross Sections	Description	Std. Pkg. Qty.
PTS	Subminiature, Miniature, Intermediate, Standard	Pneumatic hand tool with ergonomic design, impact resistant resin housing and black knob; replacement parts can be part of a scheduled maintenance program	1
PTH	Standard, Heavy-Standard, Light-Heavy, Heavy	Pneumatic hand tool with ergonomic design, impact resistant resin housing and red knob; replacement parts can be part of a scheduled maintenance program	1
PPTS	Miniature, Intermediate, Standard	Pneumatic hand tool; Color identification: Black Selector Knob; replacement part kits can be part of a scheduled maintenance program	1
PPTEH	Light-Heavy, Heavy, Extra-Heavy	Pneumatic hand tool; Color identification: Blue Selector Knob; replacement part kits can be part of a scheduled maintenance program	1


Automatic Cable Tie Installation Systems and Reel-Fed Cable Ties

For high volume cable tie placement (greater than 200,000 ties/year), we recommend the PAT4.0 Automatic Cable Tie Installation System. With industry-leading cycle times that are 50% faster than other automatic cable tie systems, the PAT 4.0 combines consistent quality, fast installation and user-friendly operation into one solution. For more information, visit www.panduit.com/pat




Automatic Cable Tie Installation Systems and Reel-Fed Cable Ties

- Engineered for high-volume efficiency and operator ease to minimize installed costs and boost profits
- Reduce reel-change downtime with Panduit continuous, reel-fed cable ties



**6X
FASTER**

than conventional
cable tie installation
systems



**LESS THAN
1
SECOND**

Wrap, tension and cut cable
ties in less than 1 second

WORLDWIDE SUBSIDIARIES AND SALES OFFICES

PANDUIT CANADA
Markham, Ontario
cs-cdn@panduit.com
Phone: 800.777.3300

PANDUIT EUROPE LTD.
London, UK
cs-emea@panduit.com
Phone: 44.20.8601.7200

PANDUIT SINGAPORE PTE. LTD.
Republic of Singapore
cs-ap@panduit.com
Phone: 65.6305.7575

PANDUIT JAPAN
Tokyo, Japan
cs-japan@panduit.com
Phone: 81.3.6863.6000

PANDUIT LATIN AMERICA
Guadalajara, Mexico
cs-la@panduit.com
Phone: 52.33.3777.6000

PANDUIT AUSTRALIA PTY. LTD.
Victoria, Australia
cs-aus@panduit.com
Phone: 61.3.9794.9020

For a copy of Panduit product warranties, log on to www.panduit.com/warranty

PANDUIT®

For more information
Visit us at www.panduit.com
Contact Customer Service by email: cs@panduit.com
or by phone: 800.777.3300

©2017 Panduit Corp.
ALL RIGHTS RESERVED.
CTC862--WW-ENG
Replaces CTCB53--SA-ENG
1/2017