

## Batibox™

flush-mounting boxes for masonry (continued)



819 40



819 60


Pack	Cat.Nos	Universal covers
20	801 80	For converting wiring devices boxes into junction boxes or for closing up an existing box Supplied with fixing screws For one-gang or multi-gang boxes Round cover, Ø85 mm, for 1-gang box
20	892 81	Square cover, 80 x 80 mm, for 1-gang box
10	801 82	Cover for Batibox 2-gang box, 71 mm fixing centres



Pack	Cat.Nos	Equipment accessories
20	801 97	Long screw Ø3 mm length 40 mm for all Batibox boxes
10	801 99	Plaster shield for protecting the internal volume For 1 to 4-gang and multi-gang square boxes Dimensions 70 x 70 mm Colour marking for identifying after plastering



Pack	Cat.Nos	Tool for flush-mounting boxes
1	801 67	<b>Tungsten carbide gritted saw</b> For use in very hard or abrasive materials (bricks, building blocks, tiling, cement, hard woods, composites, plasterboard, etc.) Equipped with a carbide tipped pilot drill. Ideal for drilling holes intended for mounting multi-material boxes Ø67 mm




Pack	Cat.Nos	Box for concrete walls
50	819 40	<b>One-gang box</b> For mounting - in wooden casing alone, - with blanking cover Cat.No 819 72 Fixing of screw or claw-mounting wiring accessories with ring Cat.No 819 60 Can be combined side by side with cover Cat.No 819 71 (consult us)
20	819 72	<b>Cover for concrete boxes</b> Installation/blanking cover used for installation on wooden casing or for blanking in back to back mounting
20	819 60	<b>Ring</b> Ø64 mm ring for 1-gang box Cat.No 819 40 Supplied with screws For mounting equipment using screws



## Batibox™

flush-mounting boxes for masonry


### ■ Installation



Horizontal or vertical joining of 1 gang boxes (Cat.No 801 41)



The sides can be removed before or after joining



The screws are supplied with protection cap (against plaster)



Protection cover (Cat.No 801 99)  
Colour marking for identifying after plastering