
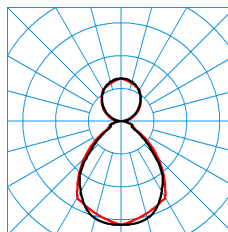
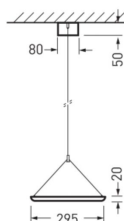
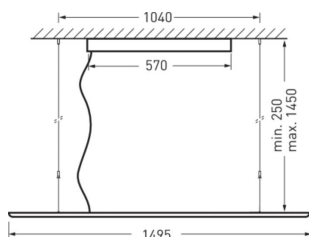


2360 H2 PW19-IL 6000-840 ET

TOC: 7790040



Product description

Luminaire type

LED suspended luminaire with translucent PMMA cover. Suspended luminaire for single luminaire applications.

Mounting methods

Y wire suspension for suspension lengths to: 1450 mm. Y-wire suspension and electric connection cable included in scope of supply.

Optical system

With direct/indirect light distribution. Glare evaluation according to UGR rating (EN 12464-1) < 16. Suitable for VDU workstations according to EN 12464-1 via limited luminance $L \leq 3000 \text{ cd/m}^2$ for beam angle above 65° all-round.

LED system

Luminaire luminous flux 6000 lm, connected load 55,00 W, Power Factor $\lambda > 0,95$, luminous efficiency of luminaire 109 lm/W. Light colour neutral white, correlated colour temperature (CCT) 4000 K, general colour rendering index (CRI) $R_a > 80$. Colour locus tolerance (initial MacAdam) ≤ 5 SDCM, Mean rated service life $L65(t_{q 25^\circ\text{C}}) = 50,000 \text{ h}$.

Luminaire body

Luminaire body of extruded aluminium profile. Surface coated white (RAL 9016). Dimensions (L x W): 1495 mm x 295 mm, luminaire height 20 mm. Safety class (EN 61140): I, protection rating (DIN EN 60529): IP20, impact resistance level in accordance with IEC 62262: IK02, testing temperature of wire glow test in accordance with IEC 60695-2-11: 650 °C. Weight: 5,8 kg.

Electrical version

With external operating device, switchable. The control gear unit is replaceable in accordance with the ecodesign requirements (VO (EU) 2019/2020). The luminaire complies with the fundamental requirements of applicable EU regulations and product safety legislation and bears the CE symbol. The luminaire is also ENEC-certified by an independent testing authority.

Product features and key data

Luminaire type	LED suspended luminaire with translucent PMMA cover.
Mounting method	Suspension
Connected load	55 W
Power factor	0,95
Colour temperature	4.000 K
Rated luminous flux	6.000 lm
Luminous efficacy	109 lm/W
Interchangeability lightsource	No - Electrical safety
Service life	$L65 (25^\circ\text{C}) = 50.000 \text{ h}$
Colour rendering index	80
Colour tolerance	5 SDCM
Photobiological class	Group 0 - no risk
Luminaire colour	RAL9016 Traffic white
Luminaire body	Luminaire body of extruded aluminium profile.
Electrical version	With external operating device, switchable.
Connection method	Plug-in terminal

Product features and key data

Mains frequency	50/60 Hz
Mains voltage	220 - 240 V
Total harmonic distortion < %	14 %
Ingress Protection (IP) rating	IP20
Protection rating on room side	IP20
Protection class	I
Impact resistance (IK)	IK02
Hot wire resistance	650 °C
Ambient temperature	25 °C
Max. Luminaires B10	12
Max. Luminaires B16	20
Max. Luminaires C10	20
Max. Luminaires C16	34
Net length	1.495 mm
Net width	295 mm
Net height	20 mm
Weight	5,8 kg