



Figure similar

SWITCH DISCONNECTOR 3VA1 IEC FRAME 160 3-
POLE SD100, IN=160A WITHOUT OVERLOAD
PROTECTION WITHOUT SHORT CIRCUIT PROT.
CABLE CONNECTION

Model		
product brand name		SENTRON
Product designation		Switch disconnecter
Design of the product		in MCCB design
Product variations		General applications
Design of the operating mechanism		toggle handle
Type of the driving mechanism / motor drive		No
General technical data		
Number of poles		3
Type of device		fixed mounting
power factor cos phi / in utilization category / AC-22 A		
• at 400 V		0.8
circuit-breaker / Design		3VA
Mechanical service life (switching cycles) / typical		15 000
Reference code / acc. to DIN 40719 extended according to IEC 204-2 / acc. to IEC 750		Q
Overvoltage category		IV
Voltage		
Insulation voltage		
• Rated value	V	800
Surge voltage resistance		
• Rated value	kV	8
Protection class		

Protection class IP		IP40
Dissipation		
Active power loss		
• maximum	W	30
Electricity		
Continuous current		
• Rated value	A	160
• at 40 °C / Rated value	A	160
• at 45 °C / Rated value	A	160
• at 50 °C / Rated value	A	160
• at 55 °C / Rated value	A	155.2
• at 60 °C / Rated value	A	152
• at 65 °C / Rated value	A	147.2
• at 70 °C / Rated value	A	140.8
Short-time current resistance (I _{cw})		
• restricted to 0.5 s / Rated value	kA	2
• limited to 1 s / Rated value	kA	2
Net weight	g	800
Main circuit		
Operating power		
• at AC-23 A / at 400 V / at 50/60 Hz / Rated value	kW	108.8
• at AC-3 / at 400 V / Rated value	kW	108.8
Operating voltage		
• with AC / at 50/60 Hz / Rated value	V	690
• for DC / Rated value	V	500
Auxiliary circuit		
Number of CO contacts		
• for auxiliary contacts		0
Number of NC contacts		
• for auxiliary contacts		0
Number of NO contacts		
• for auxiliary contacts		0
Suitability		
Suitability for use		
• Main switch		Yes
• switch disconnecter		Yes
• EMERGENCY OFF switch		Yes
• safety switch		Yes
• maintenance/repair switch		Yes

Appearance		
Product details		
Product feature		
• interlock		No
Product component		
• Trip indicator		No
• Voltage trigger		No
• undervoltage release		No
• undervoltage release with leading contact		No
Product expansion		
• Auxiliary switch		Yes
• optional		
— motor drive		Yes
— Voltage trigger		Yes
Product function		
Product function		
• communication function		No
Display and operation		
Display version		
• for switch position indicator		Yes
Short circuit		
Conditional short-circuit current (I_q)		
• Rated value	A	2 000
Connections		
Arrangement of electrical connectors		
• for main current circuit		Front terminal
Design of the electrical connection		
• for main current circuit		Terminal connection
Mechanical Design		
Height	mm	130
Width	mm	76.2
Depth	mm	70
mounting position		any
Mounting type		screw fixing
Mounting type		
• front mounting with 4-hole attachment		Yes
• front mounting with central attachment		No
• rail mounting		No
Environmental conditions		

Ambient temperature

- during operation / minimum
- during operation / maximum
- during storage / minimum
- during storage / maximum

°C	-25
°C	70
°C	-40
°C	80

Certificates

Reference code

- acc. to DIN EN 61346-2

Q

General Product Approval	EMC	Declaration of Conformity	Shipping Approval	other
--------------------------	-----	---------------------------	-------------------	-------



[other](#)



GL

[other](#)

Further information

Information- and Downloadcenter (Catalogs, Brochures,...)

<http://www.siemens.com/lowvoltage/catalogs>

Industry Mall (Online ordering system)

<https://eb.automation.siemens.com/mall/en/WW/Catalog/Product/3VA11161AA360AA0>

Service&Support (Manuals, Certificates, Characteristics, FAQs,...)

<http://support.automation.siemens.com/WW/view/en/3VA11161AA360AA0/all>

Image database (product images, 2D dimension drawings, 3D models, device circuit diagrams, ...)

http://www.automation.siemens.com/bilddb/cax_en.aspx?mlfb=3VA11161AA360AA0

CAX-Online-Generator

<http://www.siemens.com/cax>

Tender specifications

<http://ausschreibungstexte.siemens.com/tiplv>

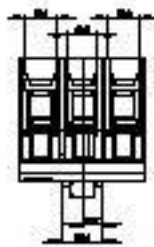
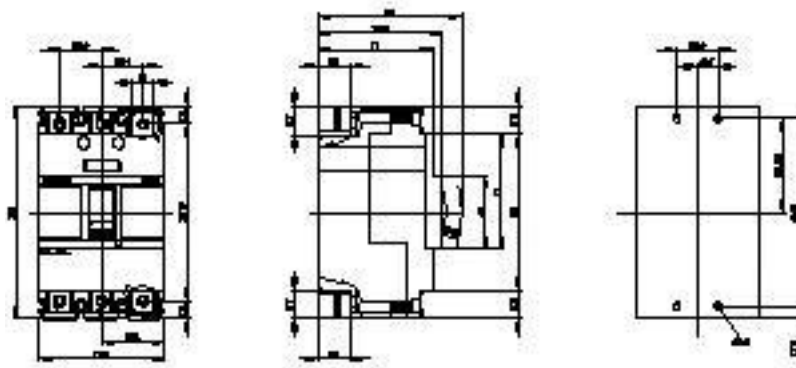


Figure similar

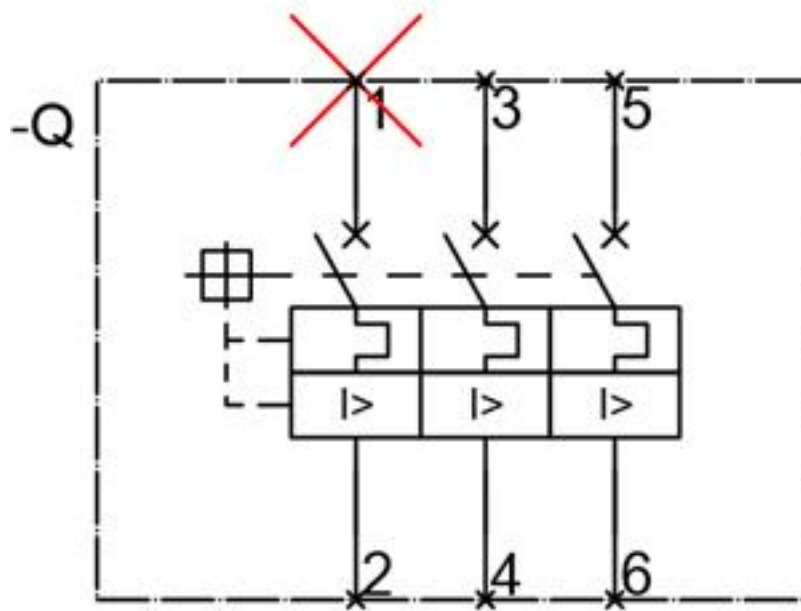


Figure similar

last modified:

02.12.2014