



Figure similar

SWITCH DISCONNECTOR 3VA1 IEC FRAME 160 3-  
POLE SD100, IN=125A WITHOUT OVERLOAD  
PROTECTION WITHOUT SHORT CIRCUIT PROT.  
BUSBAR CONNECTION

Model		
product brand name		SENTRON
Product designation		Switch disconnecter
Design of the product		in MCCB design
Product variations		General applications
Design of the operating mechanism		toggle handle
Type of the driving mechanism / motor drive		No
General technical data		
Number of poles		3
Type of device		fixed mounting
power factor cos phi / in utilization category / AC-22 A		
• at 400 V		0.8
circuit-breaker / Design		3VA
Mechanical service life (switching cycles) / typical		15 000
Reference code / acc. to DIN 40719 extended according to IEC 204-2 / acc. to IEC 750		Q
Overvoltage category		IV
Voltage		
Insulation voltage		
• Rated value	V	800
Surge voltage resistance		
• Rated value	kV	8
Protection class		

Protection class IP		IP40
Dissipation		
Active power loss		
• maximum	W	30
Electricity		
Continuous current		
• Rated value	A	125
• at 40 °C / Rated value	A	125
• at 45 °C / Rated value	A	125
• at 50 °C / Rated value	A	125
• at 55 °C / Rated value	A	125
• at 60 °C / Rated value	A	125
• at 65 °C / Rated value	A	125
• at 70 °C / Rated value	A	125
Short-time current resistance (I <sub>cw</sub> )		
• restricted to 0.5 s / Rated value	kA	2
• limited to 1 s / Rated value	kA	2
Net weight	g	800
Main circuit		
Operating power		
• at AC-23 A / at 400 V / at 50/60 Hz / Rated value	kW	85
• at AC-3 / at 400 V / Rated value	kW	85
Operating voltage		
• with AC / at 50/60 Hz / Rated value	V	690
• for DC / Rated value	V	500
Auxiliary circuit		
Number of CO contacts		
• for auxiliary contacts		0
Number of NC contacts		
• for auxiliary contacts		0
Number of NO contacts		
• for auxiliary contacts		0
Suitability		
Suitability for use		
• Main switch		Yes
• switch disconnecter		Yes
• EMERGENCY OFF switch		Yes
• safety switch		Yes
• maintenance/repair switch		Yes

Appearance		
Product details		
<b>Product feature</b>		
• interlock		No
<b>Product component</b>		
• Trip indicator		No
• Voltage trigger		No
• undervoltage release		No
• undervoltage release with leading contact		No
<b>Product expansion</b>		
• Auxiliary switch		Yes
• optional		
— motor drive		Yes
— Voltage trigger		Yes
Product function		
<b>Product function</b>		
• communication function		No
Display and operation		
<b>Display version</b>		
• for switch position indicator		Yes
Short circuit		
<b>Conditional short-circuit current (I<sub>q</sub>)</b>		
• Rated value	A	2 000
Connections		
<b>Arrangement of electrical connectors</b>		
• for main current circuit		Front terminal
<b>Design of the electrical connection</b>		
• for main current circuit		busbar connection
Mechanical Design		
<b>Height</b>	mm	130
<b>Width</b>	mm	76.2
<b>Depth</b>	mm	70
<b>mounting position</b>		any
<b>Mounting type</b>		screw fixing
<b>Mounting type</b>		
• front mounting with 4-hole attachment		Yes
• front mounting with central attachment		No
• rail mounting		No
Environmental conditions		

#### Ambient temperature

- during operation / minimum
- during operation / maximum
- during storage / minimum
- during storage / maximum

°C	-25
°C	70
°C	-40
°C	80

#### Certificates

##### Reference code

- acc. to DIN EN 61346-2

Q

General Product Approval	EMC	Declaration of Conformity	Shipping Approval	other
--------------------------	-----	---------------------------	-------------------	-------



[other](#)



GL

[other](#)

#### Further information

##### Information- and Downloadcenter (Catalogs, Brochures,...)

<http://www.siemens.com/lowvoltage/catalogs>

##### Industry Mall (Online ordering system)

<https://eb.automation.siemens.com/mall/en/WW/Catalog/Product/3VA11121AA320AA0>

##### Service&Support (Manuals, Certificates, Characteristics, FAQs,...)

<http://support.automation.siemens.com/WW/view/en/3VA11121AA320AA0/all>

##### Image database (product images, 2D dimension drawings, 3D models, device circuit diagrams, ...)

[http://www.automation.siemens.com/bilddb/cax\\_en.aspx?mlfb=3VA11121AA320AA0](http://www.automation.siemens.com/bilddb/cax_en.aspx?mlfb=3VA11121AA320AA0)

##### CAX-Online-Generator

<http://www.siemens.com/cax>

##### Tender specifications

<http://ausschreibungstexte.siemens.com/tiplv>

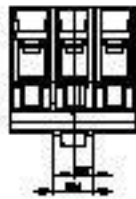
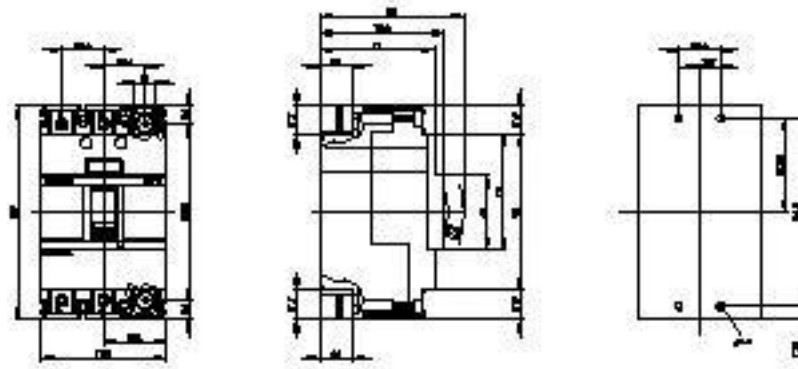


Figure similar

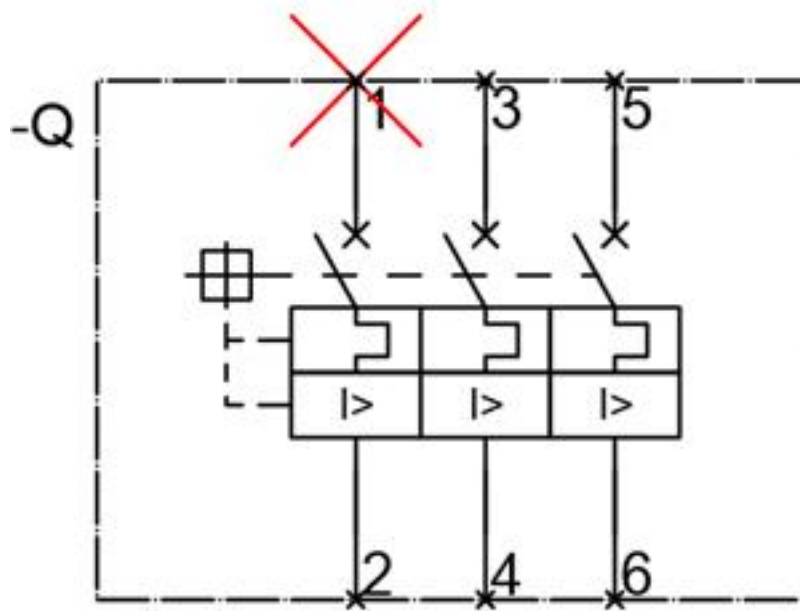


Figure similar

last modified:

02.12.2014