

Load disconnecter 3LD3, Iu 16 A Main switch 3-pole + N Rated operating capacity at AC-23 A at 400V 7.5kW Installation in distribution boards, Basic switch with selector knob black



Model	
Product brand name	SETRON
Product designation	3LD Switch disconnecter
Design of the product	Main switch
Display version / for switch position indicator manual operation	1 ON - 0 OFF
Design of the operating mechanism	selector switch
Design of handle	knob-operated mechanism, black
Type of the driving mechanism / motor drive	No
General technical data	
Number of poles	4
Number of poles / Note	4
Type of device	fixed mounting
Type of switch	DIN-rail mounting
Electrical endurance (switching cycles)	
• at AC-23 A / at 690 V	6 000
I2t value / with closed switch / at 690 V / for combination switch + gG fuse / maximum	2.5 kA2.s

Let-through I _{2t} value / with closed switch / at 440 V / for combination switch + gG fuse / maximum	2.5 kA ² .s
Mechanical service life (switching cycles) / typical	100 000
Operating frequency / maximum	50 1/h

Voltage

Insulation voltage / rated value	690 V
Surge voltage resistance / rated value	6 kV
Operating current / at AC / rated value	16 A
Operating voltage <ul style="list-style-type: none"> at AC / at 50/60 Hz / rated value 	690 V

Protection class

Protection class IP	IP40
Protection class IP / on the front	IP40

Dissipation

Power loss [W] <ul style="list-style-type: none"> for rated value of the current / at AC / in hot operating state / per pole per conductor / typical 	0.5 W 0.5 W
--	----------------

Current

Operating current <ul style="list-style-type: none"> at AC-23 A / at 690 V / rated value at AC-23 A / at 400 V / rated value at AC-22 A / at 690 V / rated value at AC-21 / at 690 V / rated value at AC-21 A / at 240 V / rated value at AC-21 A / at 440 V / rated value at AC-22 A / at 240 V / rated value at AC-22 A / at 440 V / rated value at AC-23 A / at 240 V / rated value at AC-23 A / at 440 V / rated value 	9 A 16 A 9 A 16 A 16 A 16 A 11 A 16 A 16 A 11 A 16 A
Operating current / of upstream fuse / rated value	16 A
let-through current / with closed switch <ul style="list-style-type: none"> at 440 V / for combination switch + gG fuse / maximum at 690 V / for combination switch + gG fuse / maximum permissible 	3 kA 3 kA
Short-time withstand current (I _{cw}) <ul style="list-style-type: none"> limited to 1 s / rated value at 690 V / limited to 1 s / rated value 	500 A 500 A

Main circuit

Operating frequency	
---------------------	--

• initial value	50 Hz
• Full-scale value	60 Hz
Operating power	
• at AC-23 A / at 240 V / rated value	3 kW
• at AC-23 A / at 400 V / rated value	7.5 kW
• at AC-23 A / at 440 V / rated value	7.5 kW
• at AC-23 A / at 690 V / rated value	7.5 kW
• at AC-3 / at 240 V / rated value	3 kW
• at AC-3 / at 400 V / rated value	5.5 kW
• at AC-3 / at 690 V / rated value	5.5 kW
Operating current / rated value	16 A

Auxiliary circuit

Number of CO contacts / for auxiliary contacts	0
Number of NC contacts / for auxiliary contacts	0
Number of NO contacts / for auxiliary contacts	0
Operating voltage / of auxiliary contacts / at AC / maximum	500 V
Continuous current / of the auxiliary contact / rated value	10 A
Insulation voltage / of the auxiliary switch / rated value	500 V

Suitability

Suitability for use	
• Main switch	Yes
• switch disconnecter	Yes
• EMERGENCY OFF switch	No
• safety switch	Yes
• maintenance/repair switch	Yes

Appearance

Color / of the actuating element	black
----------------------------------	-------

Product details

• Product function / can be locked into OFF position	Yes
Number of bracket locks / maximum	2
Hasp thickness / of the bracket locks / minimum	4 mm
Hasp thickness / of the bracket locks / maximum	6 mm
Special product feature	Can be locked in zero position
Product extension / optional	
• motor drive	No
• Voltage trigger	No

Short circuit

Conditional short-circuit current / with line-side fuse protection	
<ul style="list-style-type: none"> at 690 V / by gG fuse / rated value 	6 kA

according UL

Operating current / at AC / according to UL 508/UL 60947-4-1 / Rated value	16 A
Operating voltage / at AC / at 50/60 Hz / according to UL 508/UL 60947-4-1 / rated value	600 V
Active power [hp] / at AC / at 480 V / according to UL 508/UL 60947-4-1 / rated value	7.5
Active power [hp] / at AC / at 600 V / according to UL 508/UL 60947-4-1 / rated value	10
Short-time withstand current (SCCR) / at 600 V / according to UL 508/UL 60947-4-1	5 kA
Continuous current / of upstream fuse / according to UL / rated value	50 A
Type of fuse / according to UL	RK5

Number

Number of connectable NC contacts / for auxiliary contacts / attachable / maximum	2
Number of connectable NO contacts / for auxiliary contacts / attachable / maximum	4
Number of connectable CO contacts / for auxiliary contacts / attachable / maximum	0

Connections

AWG number / as coded connectable conductor cross section / solid	
<ul style="list-style-type: none"> maximum minimum 	6 14
Type of connectable conductor cross-sections / for copper conductor	
<ul style="list-style-type: none"> solid finely stranded / with core end processing stranded 	1x (2.5 to 16 mm ²) 1x (2.5...16 mm ²) 1x (2.5 to 16 mm ²)
Type of connectable conductor cross-sections / for auxiliary contacts	
<ul style="list-style-type: none"> solid finely stranded / with core end processing stranded 	2x (0.75 ... 2.5 mm ²), 1x 4 mm ² 2x (0.75 ... 1.5 mm ²), 1x 2.5 mm ² 2x (0.75 ... 2.5 mm ²), 1x 4 mm ²
Type of electrical connection	
<ul style="list-style-type: none"> for main current circuit for auxiliary contacts 	box terminal Box terminals




Requirements

Design of the fuse link	
<ul style="list-style-type: none"> • for short-circuit protection of the main circuit / required 	fuse gL/gG: 20 A
<ul style="list-style-type: none"> • for short-circuit protection of the auxiliary switch / required 	fuse gL/gG: 10 A

Mechanical Design	
Height	60 mm
Width	49 mm
Depth	77 mm
Mounting type	Built-in unit fixed-mounted version
Mounting type	
<ul style="list-style-type: none"> • front mounting with 4-hole attachment 	No
<ul style="list-style-type: none"> • front mounting with central attachment 	No
<ul style="list-style-type: none"> • rail mounting 	Yes
Net weight	200 g

Environmental conditions	
Ambient temperature / during operation	
<ul style="list-style-type: none"> • minimum 	-25 °C
<ul style="list-style-type: none"> • maximum 	55 °C
Ambient temperature / during storage / minimum	-25 °C

Certificates	
Reference code	
<ul style="list-style-type: none"> • acc. to DIN EN 61346-2 	S
<ul style="list-style-type: none"> • acc. to DIN EN 81346-2 	SF

General Product Approval	Declaration of Conformity
 CCC	 UL
	 EG-Konf.

Further information
Information- and Downloadcenter (Catalogs, Brochures,...) http://www.siemens.com/lowvoltage/catalogs
Industry Mall (Online ordering system) https://mall.industry.siemens.com/mall/en/en/Catalog/product?mlfb=3LD3030-0TL11
Service&Support (Manuals, Certificates, Characteristics, FAQs,...) https://support.industry.siemens.com/cs/ww/en/ps/3LD3030-0TL11
Image database (product images, 2D dimension drawings, 3D models, device circuit diagrams, ...) http://www.automation.siemens.com/bilddb/cax_en.aspx?mlfb=3LD3030-0TL11
CAX-Online-Generator http://www.siemens.com/cax
Tender specifications http://www.siemens.com/specifications

