


SWITCH-DISCONNECTOR 630A, FRAME SIZE 4,
4-POLE FRONT OPERATING LEFT COMPLETE
ASSEMBLY WITH DIRECT HANDLE GREY FLAT
TERMINAL



Similar to image

General technical details:		
product brand name		SETRON
Product designation		Switching device
Design of the product		3KD Switch Disconnectors
Size of switch disconnector		4
Number of poles		4
Continuous current		
• rated value	A	630
• at 40 °C / rated value	A	630
• at 45 °C / rated value	A	630
• at 50 °C / rated value	A	630
• at 55 °C / rated value	A	630
• at 60 °C / rated value	A	630
• at 65 °C / rated value	A	630
• at 70 °C / rated value	A	630
• at DC / rated value	A	630
Operating current		
• at AC-21 A		
• at 400 V / maximum	A	630

• at 500 V / maximum	A	630
• at 690 V / maximum	A	630
• at AC-22 A		
• at 400 V / at 50/60 Hz / rated value / maximum	A	630
• at 500 V / at 50/60 Hz / rated value / maximum	A	630
• at 690 V / at 50/60 Hz / rated value / maximum	A	630
• at AC-23 A		
• at 400 V / at 50/60 Hz / rated value / maximum	A	630
• at 500 V / at 50/60 Hz / rated value / maximum	A	630
• at 690 V / at 50/60 Hz / rated value / maximum	A	500
Operational voltage		
• at 50/60 Hz / for AC / rated value	V	690
• with 3 current paths in series / with DC / rated value	V	440
Insulation voltage / rated value	V	1,000
Impulse voltage resistance / rated value	kV	12
Overvoltage class		IV
Operating power / at AC-23 A		
• at 400 V / at 50/60 Hz / rated value	kW	355
• at 500 V / at 50/60 Hz / rated value	kW	400
• at 690 V / at 50/60 Hz / rated value	kW	500
I²t value / with closed switch		
• for combination switch + fuse		
• at 400 V / maximum	A ² ·s	3,687,500
• at 500 V / maximum	A ² ·s	3,687,500
• at 690 V		
• for combination switch +gG fuse / maximum	A ² ·s	4,450,000
Let-through current / with closed switch		
• for combination switch + fuse		
• at 400 V / maximum permissible	A	61,600
• at 500 V / maximum permissible	A	61,600
• at 690 V		
• with combination switch +aM fuse / maximum permissible	A	54,500
Short-time current resistance (I_{cw}) / limited to 1 s / rated value	kA	30
Making capacity short-circuit current (I_{cm}) / for switch disconnecter / without fuse link / rated value / minimum	kA	63
Conditional short-circuit current / with line-side fuse protection		
• at 500 V / by gG fuse / rated value	kA	100
• at 690 V / by gG fuse / rated value	kA	65
Active power loss / with conventional rated thermal current / per pole	W	22

Product equipment / interlock		Yes
Type of the driving mechanism / motor drive		No
Product extension / optional / motor drive		No
Design of the electrical connection / for main current circuit		flat connector
Type of connectable conductor cross-sections <ul style="list-style-type: none"> • for copper conductor / stranded / with lug <ul style="list-style-type: none"> • according to DIN 46234 • according to DIN 46235 		1x (25 ... 240 mm²), 2x (25 ... 240 mm²) 1x (25 ... 240 mm²), 2x (25 ... 240 mm²)
Number of connected NC contacts / for auxiliary contacts		0
Number of connected NO contacts / for auxiliary contacts		0
Number of connected changeover contacts / for auxiliary contacts		0
Product extension / auxiliary switch		Yes
Number of NC contacts / for auxiliary contacts		8
Number of NO contacts / for auxiliary contacts		8
Number of changeover contacts / for auxiliary contacts		0
Acceptability for application / switch disconnecter		Yes
Acceptability for application <ul style="list-style-type: none"> • emergency stop switch • main switch • safety cut-out switch • maintenance/repair switch 		No Yes Yes Yes
Design of the operating mechanism		manual operating mechanism
Mounting type		floor mounting
Mounting type / rail mounting		No
Mounting type / front mounting with 4-hole attachment		No
Mounting type / front mounting with central attachment		No
Type from device		fixed mounting
mounting position		any
Position / of switch operating mechanism		at the left end
Design of handle		direct handle, grey
Width	mm	320
Height	mm	235
Depth	mm	166.5
Protection class IP <ul style="list-style-type: none"> • on the front • with closed switch / with cover or cable lug cover 		IP00 IP00 IP20
Ambient temperature <ul style="list-style-type: none"> • during operating • during storage 	°C °C	-25 ... +70 -50 ... +80

Degree of pollution		3
Mechanical operating cycles as operating time / typical		8,000
Electrical endurance (switching cycles)		
• at AC-23 A / at 690 V / at 50/60 Hz		1,000
• at DC-23 A		
• at 220 V		1,000
• at 440 V		1,000
Design of display		
• for switch position indicator manual operation		ON-OFF-TEST
Net weight	g	9,400
Reference code / according to DIN EN 61346-2		Q
Item designation / according to DIN EN 81346-2		Q

Certificates/approvals:

General Product
Approval

Declaration of Conformity



Further information:

Information- and Downloadcenter (Catalogs, Brochures,...)

<http://www.siemens.com/lowvoltage/catalogs>

Industry Mall (Online ordering system)

<https://eb.automation.siemens.com/mall/en/WW/Catalog/Product/3KD4642-0QE10-0>

Service&Support (Manuals, Certificates, Characteristics, FAQs,...)

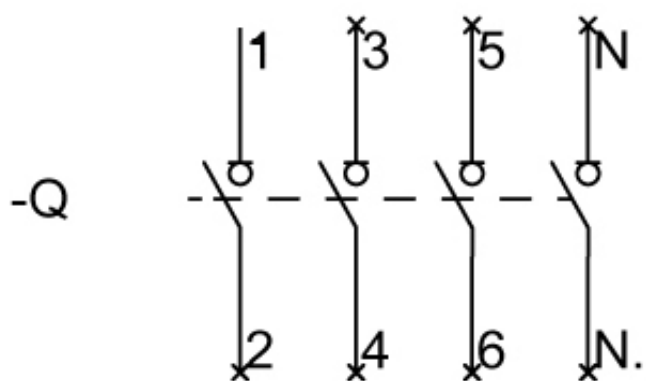
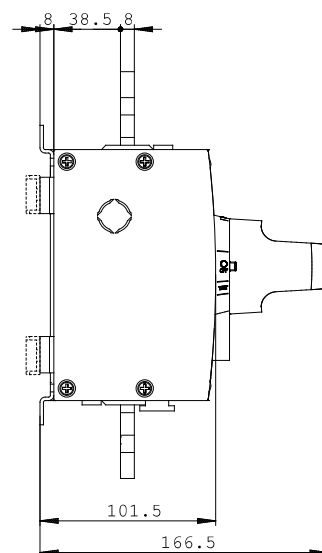
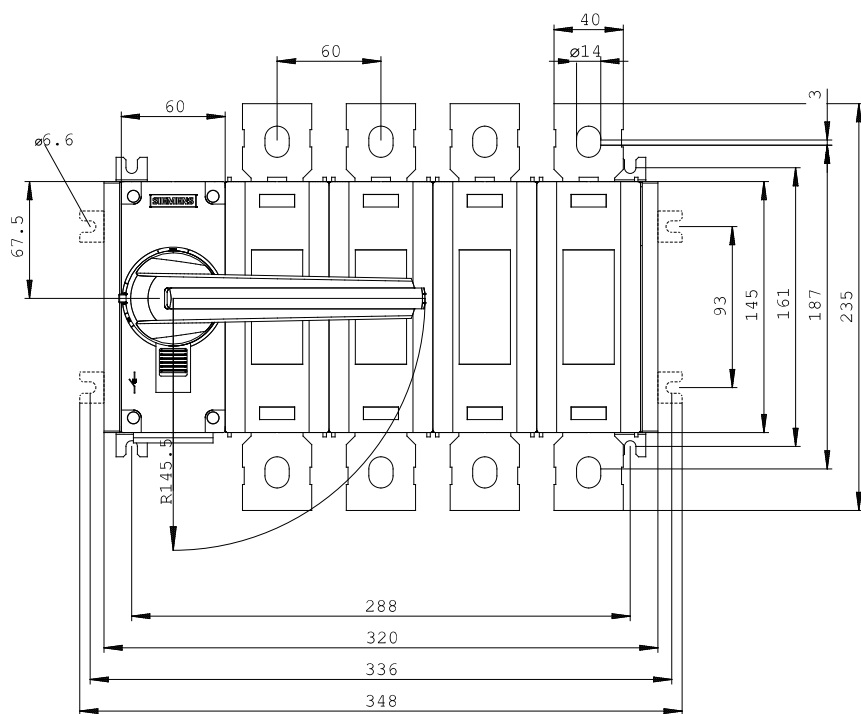
<http://support.automation.siemens.com/WW/view/en/3KD4642-0QE10-0/all>

Image database (product images, 2D dimension drawings, 3D models, device circuit diagrams, ...)

http://www.automation.siemens.com/bilddb/cax_en.aspx?mlfb=3KD4642-0QE10-0

CAX-Online-Generator

<http://www.siemens.com/cax>



last change:

Apr 21, 2014