

SWITCH-DISCONNECTOR 500A, FRAME SIZE 4,  
3-POLE FRONT OPERATING LEFT BASIC UNIT WITHOUT  
HANDLE FLAT TERMINAL



Similar to image

General technical details:		
product brand name		SENTRON
Product designation		Switching device
Design of the product		3KD Switch Disconnectors
Size of switch disconnector		4
Number of poles		3
Continuous current		
• rated value	A	500
• at 40 °C / rated value	A	500
• at 45 °C / rated value	A	500
• at 50 °C / rated value	A	500
• at 55 °C / rated value	A	500
• at 60 °C / rated value	A	500
• at 65 °C / rated value	A	500
• at 70 °C / rated value	A	500
• at DC / rated value	A	500
Operating current		
• at AC-21 A		
• at 400 V / maximum	A	500

• at 500 V / maximum	A	500
• at 690 V / maximum	A	500
• at AC-22 A		
• at 400 V / at 50/60 Hz / rated value / maximum	A	500
• at 500 V / at 50/60 Hz / rated value / maximum	A	500
• at 690 V / at 50/60 Hz / rated value / maximum	A	500
• at AC-23 A		
• at 400 V / at 50/60 Hz / rated value / maximum	A	500
• at 500 V / at 50/60 Hz / rated value / maximum	A	500
• at 690 V / at 50/60 Hz / rated value / maximum	A	500
• at DC-21 A		
• at 220 V / maximum / note		500 / 2
• at 440 V / rated value / maximum / note		500 / 3
• at DC-22 A		
• at 220 V / rated value / maximum / note		500 / 2
• at 440 V / rated value / maximum / note		500 / 3
• at DC-23 A		
• at 220 V / rated value / maximum / note		500 / 2
• at 440 V / rated value / maximum / note		500 / 3
<b>Operational voltage</b>		
• at 50/60 Hz / for AC / rated value	V	690
• with 3 current paths in series / with DC / rated value	V	440
<b>Insulation voltage / rated value</b>	V	1,000
<b>Impulse voltage resistance / rated value</b>	kV	12
<b>Overvoltage class</b>		IV
<b>Operating power / at AC-23 A</b>		
• at 400 V / at 50/60 Hz / rated value	kW	280
• at 500 V / at 50/60 Hz / rated value	kW	355
• at 690 V / at 50/60 Hz / rated value	kW	500
<b>I<sup>2</sup>t value / with closed switch</b>		
• for combination switch + fuse		
• at 400 V / maximum	A <sup>2</sup> ·s	3,687,500
• at 500 V / maximum	A <sup>2</sup> ·s	3,687,500
• at 690 V		
• for combination switch +gG fuse / maximum	A <sup>2</sup> ·s	4,450,000
<b>Let-through current / with closed switch</b>		
• for combination switch + fuse		
• at 400 V / maximum permissible	A	61,600
• at 500 V / maximum permissible	A	61,600
• at 690 V		

• with combination switch +aM fuse / maximum permissible	A	54,500
<b>Short-time current resistance (I<sub>cw</sub>) / limited to 1 s / rated value</b>	kA	30
<b>Making capacity short-circuit current (I<sub>cm</sub>) / for switch disconnector / without fuse link / rated value / minimum</b>	kA	63
<b>Conditional short-circuit current / with line-side fuse protection</b>		
• at 500 V / by gG fuse / rated value	kA	100
• at 690 V / by gG fuse / rated value	kA	65
<b>Active power loss / with conventional rated thermal current / per pole</b>	W	15
<b>Product equipment / interlock</b>		No
<b>Type of the driving mechanism / motor drive</b>		No
<b>Product extension / optional / motor drive</b>		No
<b>Design of the electrical connection / for main current circuit</b>		flat connector
<b>Type of connectable conductor cross-sections</b>		
• for copper conductor / stranded / with lug		
• according to DIN 46234		1x (25 ... 240 mm²), 2x (25 ... 240 mm²)
• according to DIN 46235		1x (25 ... 240 mm²), 2x (25 ... 240 mm²)
<b>Number of connected NC contacts / for auxiliary contacts</b>		0
<b>Number of connected NO contacts / for auxiliary contacts</b>		0
<b>Number of connected changeover contacts / for auxiliary contacts</b>		0
<b>Product extension / auxiliary switch</b>		Yes
<b>Number of NC contacts / for auxiliary contacts</b>		8
<b>Number of NO contacts / for auxiliary contacts</b>		8
<b>Number of changeover contacts / for auxiliary contacts</b>		0
<b>Acceptability for application / switch disconnector</b>		Yes
<b>Acceptability for application</b>		
• emergency stop switch		No
• main switch		Yes
• safety cut-out switch		Yes
• maintenance/repair switch		Yes
<b>Design of the operating mechanism</b>		without
<b>Mounting type</b>		floor mounting
<b>Mounting type / rail mounting</b>		No
<b>Mounting type / front mounting with 4-hole attachment</b>		No
<b>Mounting type / front mounting with central attachment</b>		No
<b>Type from device</b>		fixed mounting
<b>mounting position</b>		any
<b>Position / of switch operating mechanism</b>		at the left end
<b>Design of handle</b>		without

<b>Width</b>	mm	260
<b>Height</b>	mm	235
<b>Depth</b>	mm	110
<b>Protection class IP</b> <ul style="list-style-type: none"> <li>• on the front</li> <li>• with closed switch / with cover or cable lug cover</li> </ul>		IP00 IP00 IP20
<b>Ambient temperature</b> <ul style="list-style-type: none"> <li>• during operating</li> <li>• during storage</li> </ul>	°C °C	-25 ... +70 -50 ... +80
<b>Degree of pollution</b>		3
<b>Mechanical operating cycles as operating time / typical</b>		8,000
<b>Electrical endurance (switching cycles)</b> <ul style="list-style-type: none"> <li>• at AC-23 A / at 690 V / at 50/60 Hz</li> <li>• at DC-23 A <ul style="list-style-type: none"> <li>• at 220 V</li> <li>• at 440 V</li> </ul> </li> </ul>		1,000 1,000 1,000
<b>Design of display</b> <ul style="list-style-type: none"> <li>• for switch position indicator door-coupling rotary operating mechanism</li> </ul>		ON-OFF
<b>Net weight</b>	g	7,300
<b>Reference code / according to DIN EN 61346-2</b>		Q
<b>Item designation / according to DIN EN 81346-2</b>		Q

#### Certificates/approvals:

**General Product Approval**

**Declaration of Conformity**



#### Further information:

**Information- and Downloadcenter (Catalogs, Brochures,...)**

<http://www.siemens.com/lowvoltage/catalogs>

**Industry Mall (Online ordering system)**

<https://eb.automation.siemens.com/mall/en/WW/Catalog/Product/3KD4430-0QE10-0>

**Service&Support (Manuals, Certificates, Characteristics, FAQs,...)**

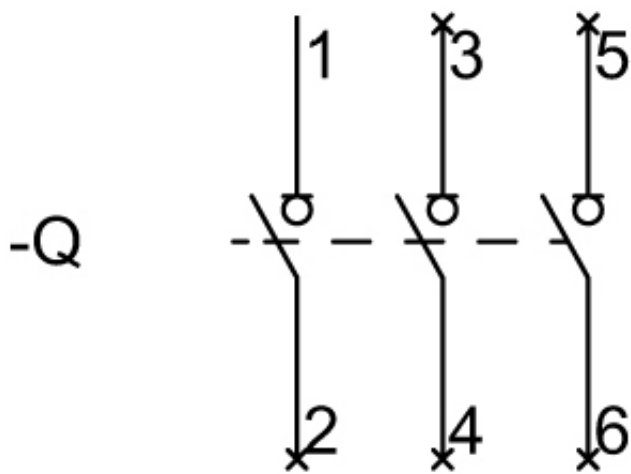
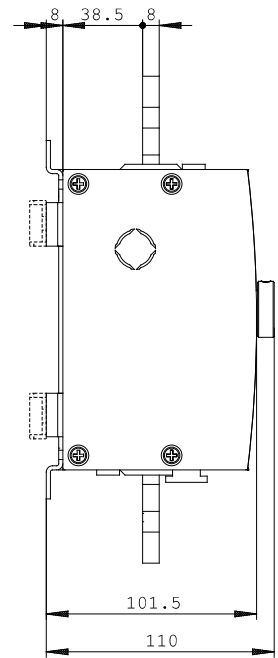
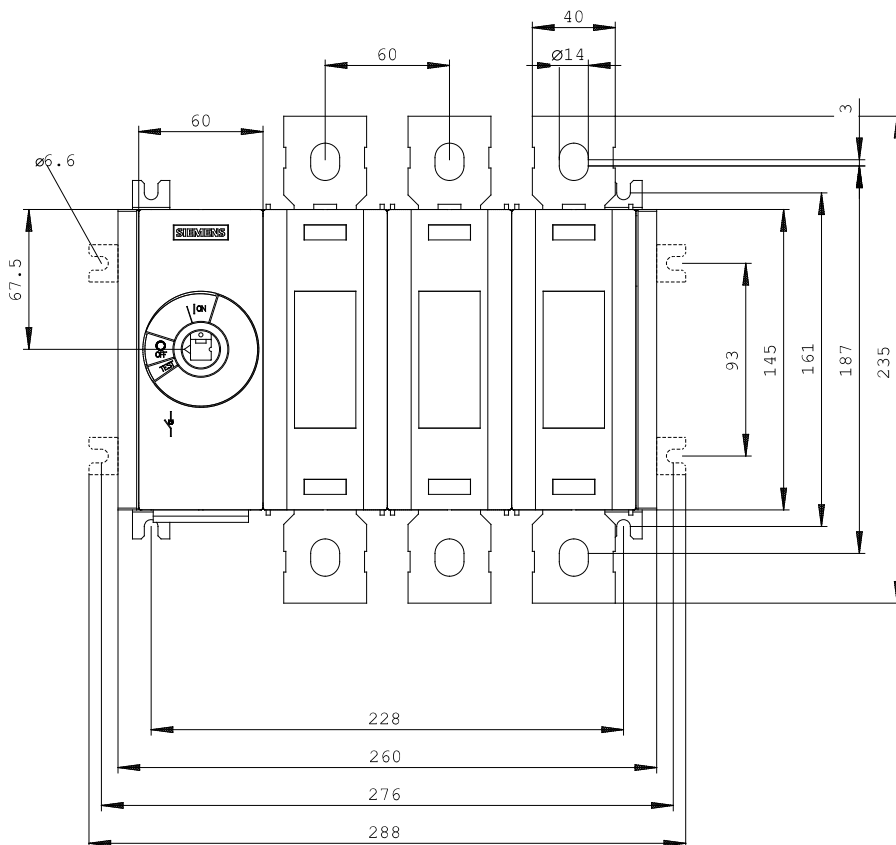
<http://support.automation.siemens.com/WW/view/en/3KD4430-0QE10-0/all>

**Image database (product images, 2D dimension drawings, 3D models, device circuit diagrams, ...)**

[http://www.automation.siemens.com/bilddb/cax\\_en.aspx?mlfb=3KD4430-0QE10-0](http://www.automation.siemens.com/bilddb/cax_en.aspx?mlfb=3KD4430-0QE10-0)

**CAX-Online-Generator**

<http://www.siemens.com/cax>



**last change:**

Apr 21, 2014