



SWITCH-DISCONNECTOR 16A, FRAME SIZE 1,
4-POLE FRONT OPERATING CENTER BASIC UNIT
WITHOUT HANDLE BOX TERMINAL

Similar to image

| General technical details: | | |
|-----------------------------|---|--------------------------|
| product brand name | | SETRON |
| Product designation | | Switching device |
| Design of the product | | 3KD Switch Disconnectors |
| Size of switch disconnector | | 1 |
| Number of poles | | 4 |
| Continuous current | | |
| • rated value | A | 16 |
| • at 40 °C / rated value | A | 16 |
| • at 45 °C / rated value | A | 16 |
| • at 50 °C / rated value | A | 16 |
| • at 55 °C / rated value | A | 16 |
| • at 60 °C / rated value | A | 16 |
| • at 65 °C / rated value | A | 16 |
| • at 70 °C / rated value | A | 16 |
| • at DC / rated value | A | 16 |
| Operating current | | |
| • at AC-21 A | | |
| • at 400 V / maximum | A | 16 |

| | | |
|---|-------------------|--------|
| • at 500 V / maximum | A | 16 |
| • at 690 V / maximum | A | 16 |
| • at AC-22 A | | |
| • at 400 V / at 50/60 Hz / rated value / maximum | A | 16 |
| • at 500 V / at 50/60 Hz / rated value / maximum | A | 16 |
| • at 690 V / at 50/60 Hz / rated value / maximum | A | 16 |
| • at AC-23 A | | |
| • at 400 V / at 50/60 Hz / rated value / maximum | A | 16 |
| • at 500 V / at 50/60 Hz / rated value / maximum | A | 16 |
| • at 690 V / at 50/60 Hz / rated value / maximum | A | 16 |
| Operational voltage | | |
| • at 50/60 Hz / for AC / rated value | V | 690 |
| • with 3 current paths in series / with DC / rated value | V | 440 |
| Insulation voltage / rated value | V | 1,000 |
| Impulse voltage resistance / rated value | kV | 8 |
| Overvoltage class | | III |
| Operating power / at AC-23 A | | |
| • at 400 V / at 50/60 Hz / rated value | kW | 7.5 |
| • at 500 V / at 50/60 Hz / rated value | kW | 7.5 |
| • at 690 V / at 50/60 Hz / rated value | kW | 11 |
| I²t value / with closed switch | | |
| • for combination switch + fuse | | |
| • at 400 V / maximum | A ² ·s | 13,300 |
| • at 500 V / maximum | A ² ·s | 13,300 |
| • at 690 V | | |
| • for combination switch +gG fuse / maximum | A ² ·s | 13,700 |
| Let-through current / with closed switch | | |
| • for combination switch + fuse | | |
| • at 400 V / maximum permissible | A | 7,000 |
| • at 500 V / maximum permissible | A | 7,000 |
| • at 690 V | | |
| • with combination switch +aM fuse / maximum permissible | A | 7,500 |
| Short-time current resistance (I_{cw}) / limited to 1 s / rated value | kA | 3 |
| Making capacity short-circuit current (I_{cm}) / for switch disconnecter / without fuse link / rated value / minimum | kA | 7 |
| Conditional short-circuit current / with line-side fuse protection | | |
| • at 500 V / by gG fuse / rated value | kA | 100 |
| • at 690 V / by gG fuse / rated value | kA | 100 |
| Active power loss / with conventional rated thermal current / per pole | W | 0.2 |

| | | |
|--|----|--|
| Product equipment / interlock | | No |
| Type of the driving mechanism / motor drive | | No |
| Product extension / optional / motor drive | | No |
| Design of the electrical connection / for main current circuit | | Box terminal |
| Type of connectable conductor cross-sections <ul style="list-style-type: none"> • for copper conductor <ul style="list-style-type: none"> • solid • stranded • finely stranded / with end sleeve • with flexible busbar | | 1x (1 ... 16mm ²) 1x (6 ... 35mm ²) 1x (1 ... 35mm ²) 2x (0.8x9 mm ²) |
| Number of connected NC contacts / for auxiliary contacts | | 0 |
| Number of connected NO contacts / for auxiliary contacts | | 0 |
| Number of connected changeover contacts / for auxiliary contacts | | 0 |
| Product extension / auxiliary switch | | Yes |
| Number of NC contacts / for auxiliary contacts | | 0 |
| Number of NO contacts / for auxiliary contacts | | 0 |
| Number of changeover contacts / for auxiliary contacts | | 4 |
| Acceptability for application / switch disconnecter | | Yes |
| Acceptability for application <ul style="list-style-type: none"> • emergency stop switch • main switch • safety cut-out switch • maintenance/repair switch | | No Yes Yes Yes |
| Design of the operating mechanism | | without |
| Mounting type | | Floor mounting and snap-on mounting to 35 mm standard mounting rail |
| Mounting type / rail mounting | | Yes |
| Mounting type / front mounting with 4-hole attachment | | No |
| Mounting type / front mounting with central attachment | | No |
| Type from device | | fixed mounting |
| mounting position | | any |
| Position / of switch operating mechanism | | after the second pole |
| Design of handle | | without |
| Width | mm | 112 |
| Height | mm | 119 |
| Depth | mm | 68 |
| Protection class IP <ul style="list-style-type: none"> • on the front • with closed switch / with cover or cable lug cover | | IP20 IP20 IP20 |

| | | |
|---|----|-------------|
| Ambient temperature • during operating • during storage | °C | -25 ... +70 |
| | °C | -50 ... +80 |
| Degree of pollution | | 3 |
| Mechanical operating cycles as operating time / typical | | 15,000 |
| Electrical endurance (switching cycles) • at AC-23 A / at 690 V / at 50/60 Hz • at DC-23 A • at 220 V • at 440 V | | 6,000 |
| | | 1,500 |
| | | 1,500 |
| | | 1,500 |
| Design of display • for switch position indicator door-coupling rotary operating mechanism | | ON-OFF |
| Net weight | g | 770 |
| Reference code / according to DIN EN 61346-2 | | Q |
| Item designation / according to DIN EN 81346-2 | | Q |

Certificates/approvals:

General Product Approval

Declaration of Conformity



GOST



EG-Konf.

Further information:

Information- and Downloadcenter (Catalogs, Brochures,...)

<http://www.siemens.com/lowvoltage/catalogs>

Industry Mall (Online ordering system)

<https://eb.automation.siemens.com/mall/en/WW/Catalog/Product/3KD1640-2ME20-0>

Service&Support (Manuals, Certificates, Characteristics, FAQs,...)

<http://support.automation.siemens.com/WW/view/en/3KD1640-2ME20-0/all>

Image database (product images, 2D dimension drawings, 3D models, device circuit diagrams, ...)

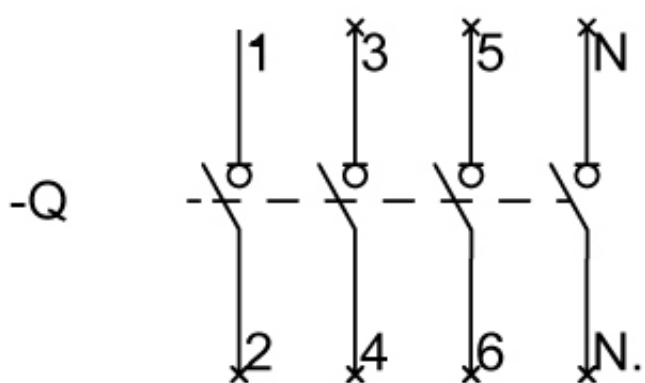
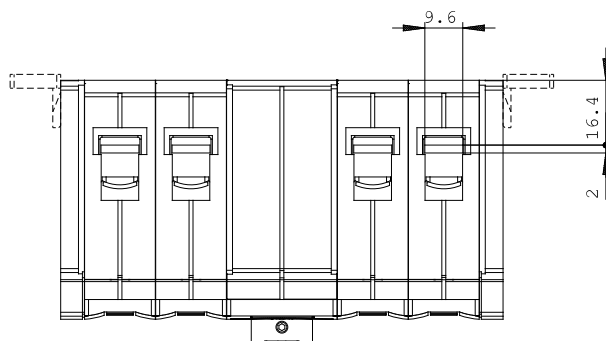
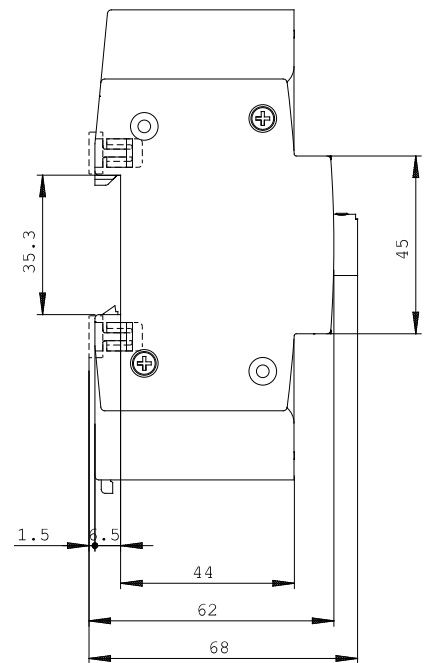
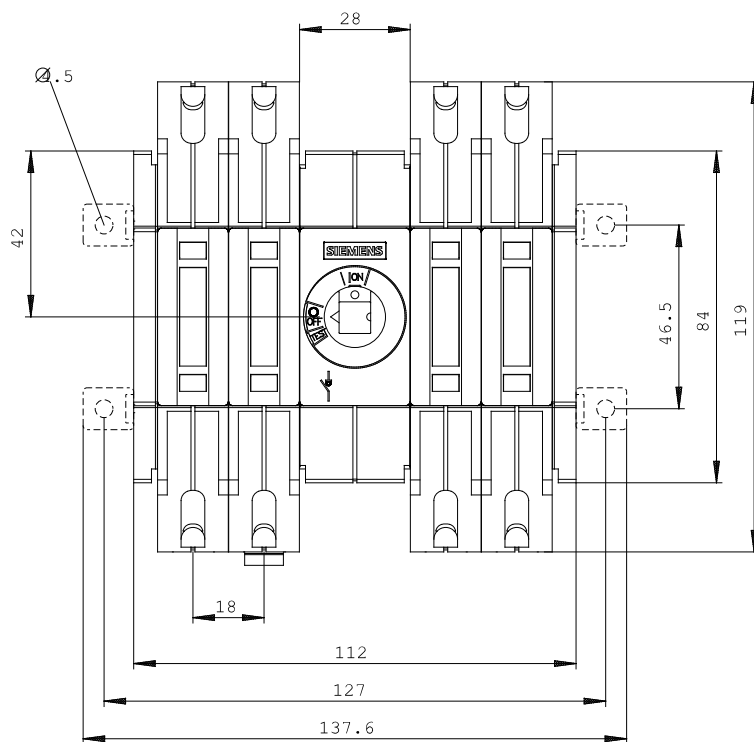
http://www.automation.siemens.com/bilddb/cax_en.aspx?mlfb=3KD1640-2ME20-0

CAX-Online-Generator

<http://www.siemens.com/cax>

Tender specifications

[Datanorm GAEB81](#) [GAEB83](#) [RTF](#) [TXT](#)



last change:

Apr 21, 2014