






N-CONDUCTOR LEADING FOR BASE MOUNTING  
(ACCESS. FOR SWITCH 3LD2) AT 100A AND 125A

Similar to image

### Technical data:

Design type		-
Type, explanations		-
Type, explanations additionally		-
Accessories		others

### Certificates/approvals:

General Product Approval			Test Certificates	other
			<a href="#">Special Test Certificate</a>	<a href="#">Declaration of Conformity</a>
CSA	GOST	UL		

### Further information:

#### Information- and Downloadcenter (Catalogs, Brochures,...)

<http://www.siemens.com/lowvoltage/catalogs>

#### Industry Mall (Online ordering system)

<http://www.siemens.com/lowvoltage/mall>

#### Service&Support (Manuals, Certificates, Characteristics, FAQs,...)

<http://support.automation.siemens.com/WW/view/en/3LD9280-0C/all>

#### Image database (product images, 2D dimension drawings, 3D models, device circuit diagrams, ...)

[http://www.automation.siemens.com/bilddb/cax\\_en.aspx?mlfb=3LD9280-0C](http://www.automation.siemens.com/bilddb/cax_en.aspx?mlfb=3LD9280-0C)

**last change:**

Dec 8, 2011