



CIRCUIT BREAKER 400V 6KA, 3-POLE, C,  
50A, D=70MM

Similar to image

### Technical data:

Overvoltage class		3
type of voltage		AC/DC
Tripping characteristic class		C
Degree of pollution		3
Mounting depth	mm	70
Energy limiting class		3
Number of poles		3
Number of pitch units for width		3
Product function / n-switching		No
Supply voltage frequency / rated value	Hz	50
Switching capacity current / in accordance with IEC 60947-2 / rated value	kA	10
Breaking capacity current / acc. to EN 60898 / rated value	kA	6
Supply voltage / for AC / rated value	V	400
Current / for AC / rated value	A	50
Protection class IP		IP20, with connected conductors
Product extension / can be installed / supplementary device		Yes
power loss		-

Operational voltage Um		-
rated current In		-
Rated make-break capacity Icn		-
Rated service short-circuit breaking capacity Ics		-
Rated ultimate short-circuit breaking capacity Icu		-
Tripping characteristics Number		-
Tripping characteristic/-class Conventional tripping current I2, (x In)		-
rated current In IEC, DIN/VDE		-
Tripping characteristic/-class Test current I4, hold (x In)		-
rated current In / IEC, DIN/VDE		
• at 30 Cel	A	50
• at 40 Cel	A	47
• at 45 Cel	A	45.15
• at 50 Cel	A	43.25
• at 55 Cel	A	41.4
• at 60 Cel	A	38
Resistance against shock / according to IEC 60068-2-27		150m/s² at 11ms half-sine

#### Certificates/approvals:

##### General Product Approval



CQC

[IMQ](#)

[KETI](#)

[ROSTEST](#)



UL



VDE

##### Declaration of Conformity

[Manufacturer](#)



DNV



GL



LRS



RINA

BUREAU  
VERITAS

other

[other](#)

#### Further information:

##### Information- and Downloadcenter (Catalogs, Brochures,...)

<http://www.siemens.com/lowvoltage/catalogs>

##### Industry Mall (Online ordering system)

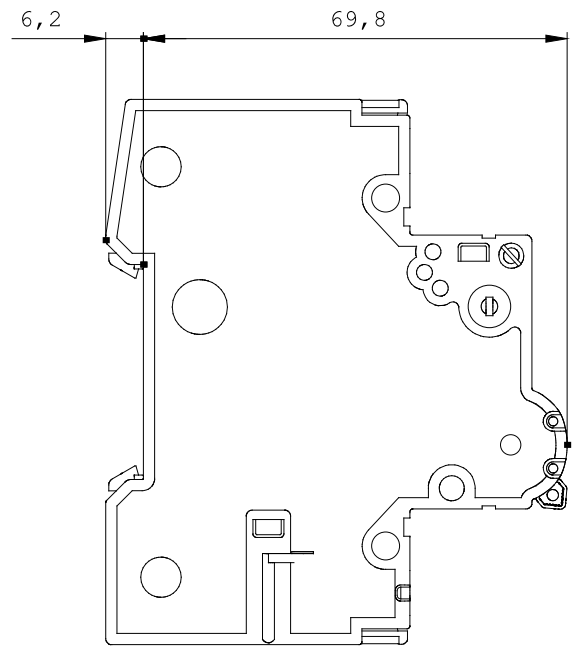
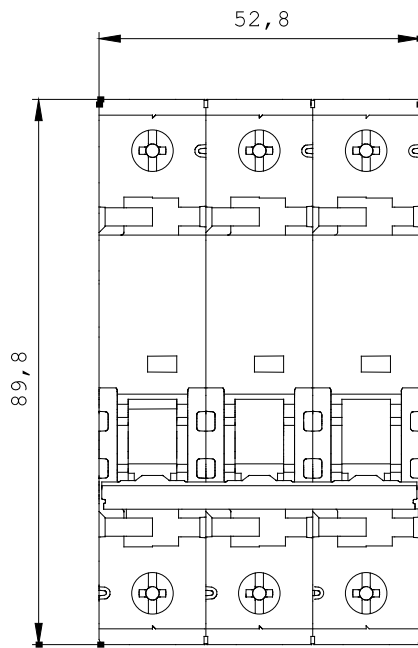
<http://www.siemens.com/lowvoltage/mall>

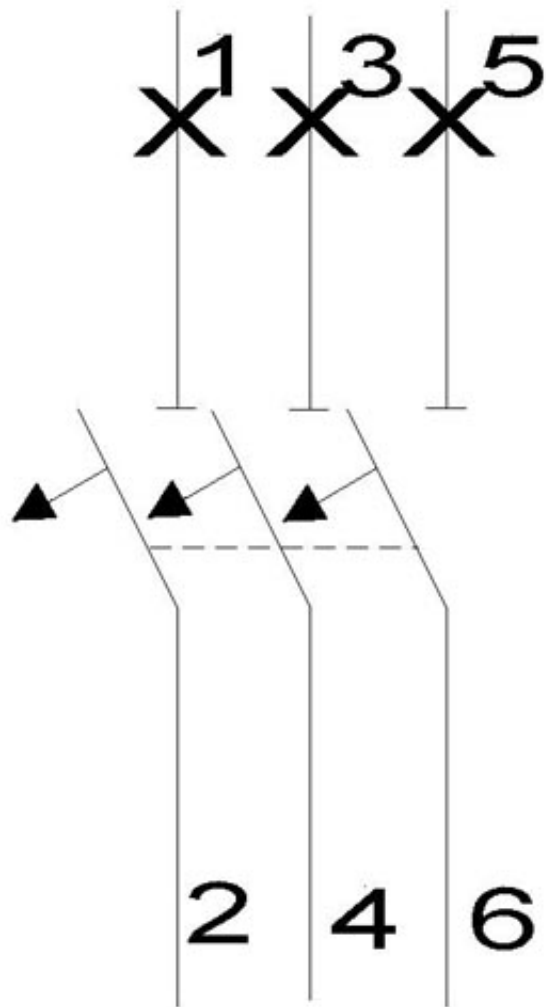
##### Service&Support (Manuals, Certificates, Characteristics, FAQs,...)

<http://support.automation.siemens.com/WW/view/en/5SY6350-7/all>

##### Image database (product images, 2D dimension drawings, 3D models, device circuit diagrams, ...)

[http://www.automation.siemens.com/bilddb/cax\\_en.aspx?mlfb=5SY6350-7](http://www.automation.siemens.com/bilddb/cax_en.aspx?mlfb=5SY6350-7)





last change:

Nov 3, 2011