



AUX.SWITCH BLOCK,FRONT,3NO+1NC,  
CURR.PATH: 1NO, 1NC, 1NO, 1NO,  
FOR CONTACTOR RELAYS, SZ S00,  
SCREW TERMINAL 53 / 54,61 / 62,73 / 74,83 / 84

General technical data:		
Product brand name		SIRIUS
Acceptability for application		Contactor relay and power contactor
Protection class IP / on the front		IP20
Ambient temperature		
• during storage	°C	-55 ... 80
• during operating	°C	-25 ... 60
Mechanical operating cycles as operating time		
• typical		10,000,000
Electrical operating cycles as operating time / at AC-15 / at 230 V		
• typical		200,000
Contact reliability		one incorrect switching operation of 100 million switching operations (17 V, 1 mA)
Contact reliability / of the auxiliary contacts		1 faulty switching per 100 million (17 V, 1 mA)
Insulation voltage / with degree of pollution 3		
• rated value	V	690
Impulse voltage resistance		
• rated value	kV	6
Auxiliary circuit:		

<b>Number of NC contacts / for auxiliary contacts / instantaneous switching</b>		1
<b>Number of NO contacts / for auxiliary contacts / instantaneous switching</b>		3
<b>Operating current / of the auxiliary contacts / at AC-12</b>		
• at 24 V	A	10
• at 230 V	A	10
• at 400 V	A	10
• at 690 V	A	10
• maximum	A	10
<b>Operating current / of the auxiliary contacts / at AC-14</b>		
• at 125 V	A	6
• at 250 V	A	6
<b>Operating current / of the auxiliary contacts / at AC-15</b>		
• at 24 V	A	6
• at 230 V	A	6
• at 690 V	A	1
• at 400 V	A	3
<b>Operating current</b>		
• with 2 current paths in series / at DC-12		
• at 24 V / rated value	A	10
• at 60 V / rated value	A	10
• at 110 V / rated value	A	4
• at 220 V / rated value	A	2
• at 440 V / rated value	A	1.3
• at 600 V / rated value	A	0.65
• with 3 current paths in series / at DC-12		
• at 24 V / rated value	A	10
• at 60 V / rated value	A	10
• at 110 V / rated value	A	10
• at 220 V / rated value	A	3.6
• at 440 V / rated value	A	2.5
• at 600 V / rated value	A	1.8
<b>Operating current</b>		
• of the auxiliary contacts / at DC-13		
• at 24 V	A	6
• at 60 V	A	2
• at 110 V	A	1
• at 220 V	A	0.3
• with 2 current paths in series / at DC-13		

- at 24 V / rated value
- at 60 V / rated value
- at 110 V / rated value
- at 220 V / rated value
- at 440 V / rated value
- at 600 V / rated value
- with 3 current paths in series / at DC-13
  - at 24 V / rated value
  - at 60 V / rated value
  - at 110 V / rated value
  - at 220 V / rated value
  - at 440 V / rated value
  - at 600 V / rated value

A	10
A	3.5
A	1.3
A	0.9
A	0.2
A	0.1
A	10
A	4.7
A	3
A	1.2
A	0.5
A	0.26

#### Installation/mounting/dimensions:

Type of mounting		snap-on mounting
Width	mm	36
Height	mm	37.5
Depth	mm	43.7

#### Connections:

Design of the electrical connection <ul style="list-style-type: none"> <li>• for auxiliary and control current circuit</li> </ul>		screw-type terminals
Type of the connectable conductor cross-section <ul style="list-style-type: none"> <li>• for auxiliary contacts               <ul style="list-style-type: none"> <li>• solid</li> <li>• finely stranded                   <ul style="list-style-type: none"> <li>• with conductor end processing</li> </ul> </li> </ul> </li> <li>• for AWG conductors / for auxiliary contacts</li> </ul>		2x (0.5 ... 1.5 mm <sup>2</sup> ), 2x (0.75 ... 2.5 mm <sup>2</sup> )  2x (0.5 ... 1.5 mm <sup>2</sup> ), 2x (0.75 ... 2.5 mm <sup>2</sup> )  2x (20 ... 16), 2x (18 ... 14)

#### Safety:related Parameter:

Product function / mirror contact to IEC 60947-4-1 <ul style="list-style-type: none"> <li>• comment</li> </ul>		Yes with 3RT2
Product function / positively driven operation to IEC 60947-5-1		Yes

#### Certificates/approvals:

## General Product Approval



CQC



CSA

[ROSTEST](#)



UL

## Test Certificates

[Manufacturer](#)

## Shipping Approval



ABS



DNV



GL



LRS



PRS



RINA

## Shipping Approval

other



RMRS



VDE

## Further information:

### Information- and Downloadcenter (Catalogs, Brochures,...)

<http://www.siemens.com/industrial-controls/catalogs>

### Industry Mall (Online ordering system)

<http://www.siemens.com/industrial-controls/mall>

### Cax online generator:

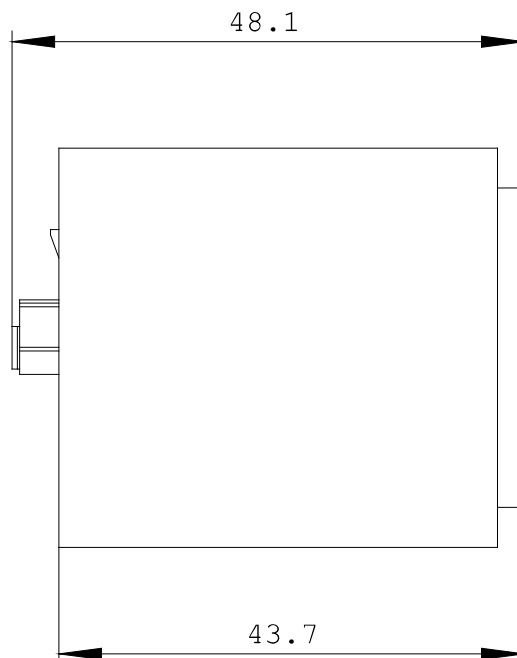
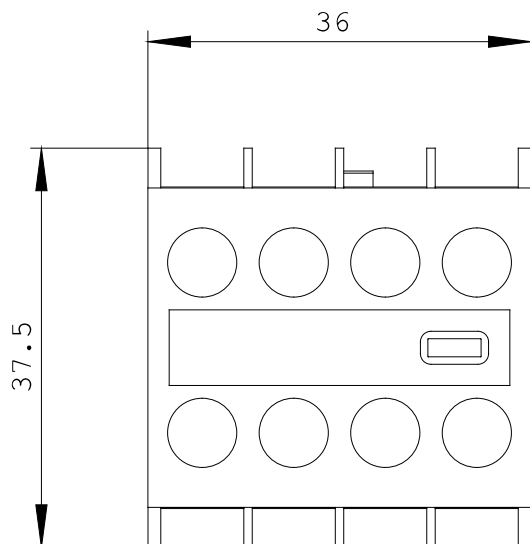
<http://www.siemens.com/cax>

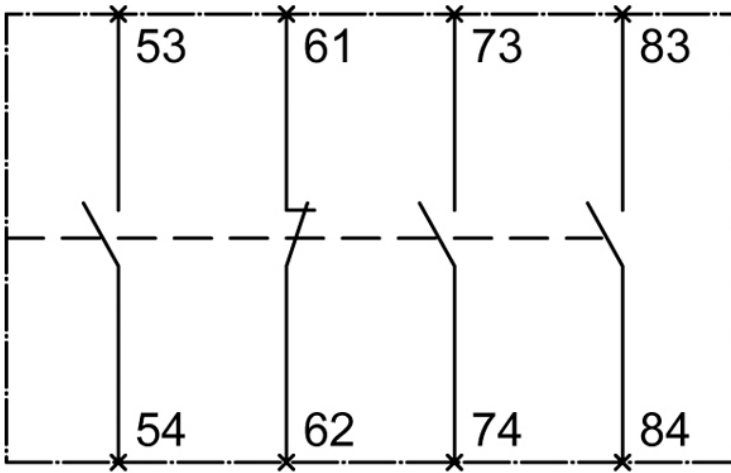
### Service&Support (Manuals, Certificates, Characteristics, FAQs,...)

<http://support.automation.siemens.com/WW/view/en/3RH2911-1GA31/all>

### Image database (product images, 2D dimension drawings, 3D models, device circuit diagrams, ...)

[http://www.automation.siemens.com/bilddb/cax\\_en.aspx?mlfb=3RH2911-1GA31](http://www.automation.siemens.com/bilddb/cax_en.aspx?mlfb=3RH2911-1GA31)





last change:

Oct 17, 2011