






AUXILIARY SWITCH WITH 1 NO AND 1 NC CONTACT
FOR ACDC 60V FOR 5TT41 OR 5TT42

Similar to image

| Technical data: | | |
|---|---|--------------------------|
| Number of NC contacts | | 0 |
| Product extension | | Auxiliary current switch |
| Number of change-over switches | | 1 |
| Number of NO contacts | | 0 |
| Number of width units | | 0.5 |
| Breaking capacity current / nominal value | A | 0.1 |
| Operating voltage / rated value | V | 30 |
| Design of product / factory mounted | | No |
| Product extension / can be mounted | | remote ON switch |
| Number of fault signal contacts | | 0 |
| Voltage type / of control voltage | | AC |

| Certificates/approvals: | | |
|---|--|---|
| General Product Approval | | Declaration of Conformity |
|  GOST |  VDE |  EG-Konf. |
| Further information: | | |

Information- and Downloadcenter (Catalogs, Brochures,...)

<http://www.siemens.com/lowvoltage/catalogs>

Industry Mall (Online ordering system)

<http://www.siemens.com/lowvoltage/mall>

Service&Support (Manuals, Certificates, Characteristics, FAQs,...)

<http://support.automation.siemens.com/WW/view/en/5TT4901/all>

Image database (product images, 2D dimension drawings, 3D models, device circuit diagrams, ...)

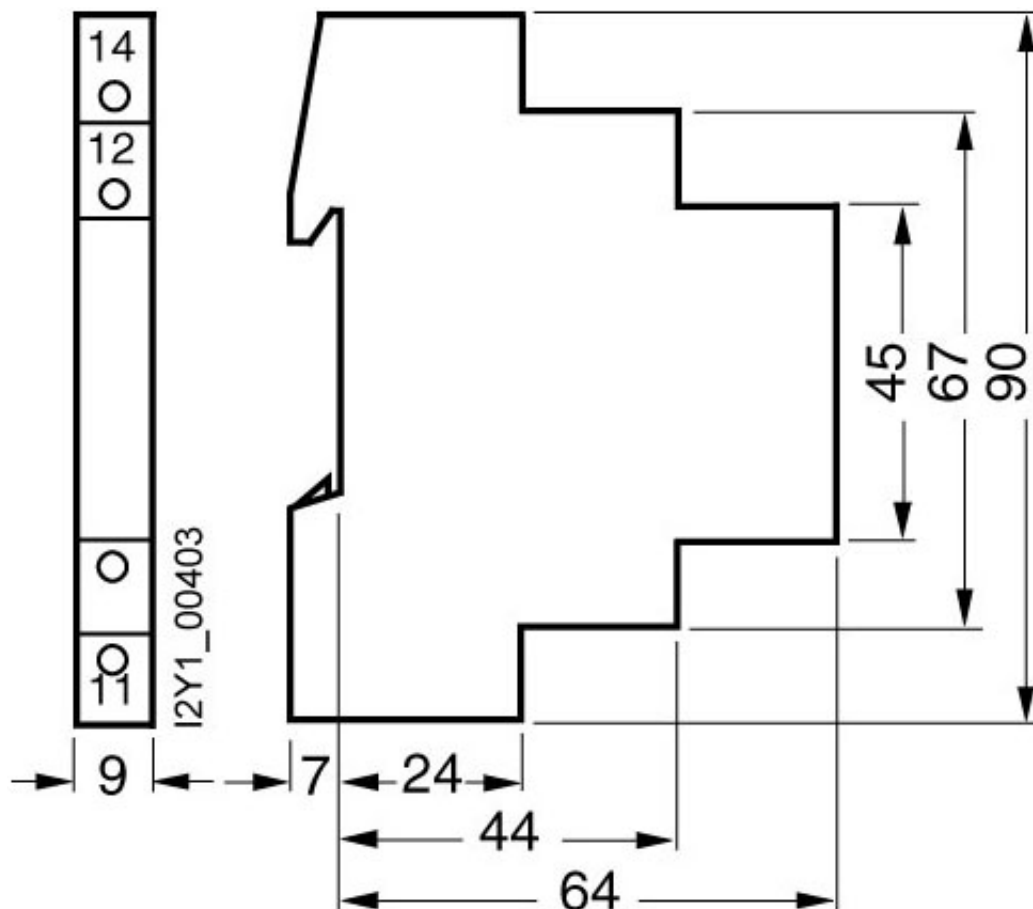
http://www.automation.siemens.com/bilddb/cax_en.aspx?mlfb=5TT4901

CAX-Online-Generator

<http://www.siemens.com/cax>

Tender specifications

[Datanorm](#) [GAEB81](#) [GAEB83](#) [RTF](#) [TXT](#)



last change:

Mar 24, 2014