



SIRIUS SOFT STARTER, SIZE S2, 45A,  
22KW/400V, 40 DEGREES, 200-480V AC,  
110-230V AC/DC, SPRING-LOADED TERMINALS

### General details:

<b>Product brand name</b>		SIRIUS
<b>Product equipment</b>		
• integrated bridging contact system		Yes
• thyristors		Yes
<b>Product function</b>		
• intrinsic device protection		No
• motor overload protection		No
• evaluation of thermal resistor motor protection		No
• reset external		No
• adjustable current limitation		No
• inside-delta circuit		No
<b>Product component / outlet for enine brake</b>		No
<b>Item designation</b>		
• according to DIN EN 61346-2		Q
• according to DIN 40719 extendable after IEC 204-2 / according to IEC 750		G

### Power Electronics:

<b>product designation</b>		soft starters for standard applications
Operating current		

• at 40 °C / rated value	A	45
• at 50 °C / rated value	A	42
• at 60 °C / rated value	A	39
<b>Emitted mechanical power / for three-phase servomotors</b>		
• at 230 V / at standard switching / at 40 °C		
• rated value	W	11,000
• at 400 V / at standard switching / at 40 °C		
• rated value	W	22,000
<b>yielded mechanical performance (hp) / for three-phase squirrel cage motors / at 200/208 V / at standard circuit / at 50 °C / rated value</b>	hp	10
<b>Operating frequency</b>		
• rated value	Hz	50 ... 60
<b>Relative negative tolerance / of the operating frequency</b>	%	-10
<b>Relative positive tolerance / of the operating frequency</b>	%	10
<b>Operating voltage / with standard circuit / rated value</b>	V	200 ... 480
<b>Relative negative tolerance / of the operating voltage / with standard circuit</b>	%	-15
<b>Relative positive tolerance / of the operating voltage / with standard circuit</b>	%	10
<b>Minimum load in % of I<sub>M</sub></b>	%	10
<b>Continuous operating current in % of I<sub>e</sub> / at 40°C</b>	%	115
<b>Active power loss / at operating current / at 40°C / during operating phase / typical</b>	W	6

<b>Control electronics:</b>		
<b>Type of voltage / of the controlled supply voltage</b>		AC/DC
<b>Control supply voltage frequency / 1 / rated value</b>	Hz	50
<b>Control supply voltage frequency / 2 / rated value</b>	Hz	60
<b>Relative negative tolerance / of the control supply voltage frequency</b>	%	-10
<b>Relative positive tolerance / of the control supply voltage frequency</b>	%	10
<b>Control supply voltage / 1 / at 50 Hz / for AC</b>	V	110 ... 230
<b>Control supply voltage / 1 / at 60 Hz / for AC</b>	V	110 ... 230
<b>Relative negative tolerance / of the control supply voltage / at 60 Hz / for AC</b>	%	-10
<b>Relative positive tolerance / of the control supply voltage / at 60 Hz / for AC</b>	%	10
<b>Control supply voltage / 1 / for DC</b>	V	110 ... 230
<b>Relative negative tolerance / of the control supply voltage / for DC</b>	%	-10

<b>Relative positive tolerance / of the control supply voltage / for DC</b>	%	10
<b>Type of display / for fault signal</b>		red

#### Mechanical design:

<b>Size of the engine control device</b>		S2
<b>Width</b>	mm	55
<b>Height</b>	mm	160
<b>Depth</b>	mm	170
<b>Type of mounting</b>		screw and snap-on mounting
<b>Built in orientation</b>		With vertical mounting surface +/-10° rotatable, with vertical mounting surface +/- 10° tiltable to the front and back
<b>Distance, to be maintained, to the ranks assembly</b>		
• upwards	mm	60
• sideways	mm	30
• downwards	mm	40
<b>Altitude of installation site / at a height over sea level</b>	m	5,000
<b>Cable length / maximum</b>	m	300
<b>Number of poles / for main current circuit</b>		3

#### Electrical connections:






<b>Design of the electrical connection</b>		
• for main current circuit		screw-type terminals
• for auxiliary and control current circuit		spring-loaded terminals
<b>Number of NC contacts / for auxiliary contacts</b>		0
<b>Number of NO contacts / for auxiliary contacts</b>		1
<b>Number of change-over switches / for auxiliary contacts</b>		0
<b>Type of the connectable conductor cross section / for main contacts / for box terminal / when using the front clamping point</b>		
• solid		2x (1.5 ... 16 mm²)
• finely stranded / with conductor end processing		0.75 ... 25 mm²
• stranded		0.75 ... 35 mm²
<b>Type of the connectable conductor cross-section / for main contacts / for box terminal / when using the back clamping point</b>		
• solid		2x (1.5 ... 16 mm²)
• finely stranded / with conductor end processing		1.5 ... 25 mm²
• stranded		1.5 ... 35 mm²
<b>Type of the connectable conductor cross-section / for main contacts / for box terminal / when using both clamping points</b>		
• solid		2x (1.5 ... 16 mm²)
• finely stranded / with conductor end processing		2x (1.5 ... 16 mm²)

<ul style="list-style-type: none"> <li>• stranded</li> </ul>		2x (1.5 ... 25 mm²)
<b>Type of the connectable conductor cross-section / for AWG conductors / for main contacts / for box terminal</b> <ul style="list-style-type: none"> <li>• when using the back clamping point</li> <li>• when using the front clamping point</li> <li>• when using both clamping points</li> </ul>		16 ... 2 18 ... 2 2x (16 ... 2)
<b>Type of the connectable conductor cross-section</b> <ul style="list-style-type: none"> <li>• for auxiliary contacts <ul style="list-style-type: none"> <li>• solid</li> <li>• finely stranded / with conductor end processing</li> </ul> </li> <li>• for AWG conductors / for auxiliary contacts</li> </ul>		2x (0.25 ... 2.5 mm²) 2x (0.25 ... 1.5 mm²) 2x (24 ... 14)

#### Ambient conditions:

<b>Ambient temperature</b> <ul style="list-style-type: none"> <li>• during operating</li> <li>• during storage</li> </ul>	°C	-25 ... 60
	°C	-40 ... 80
<b>Derating temperature</b>	°C	40
<b>Protection class IP</b>		IP00

#### Certificates/approvals:

General Product Approval		Test Certificates
 CQC	 CSA	<a href="#">ROSTEST</a>  UL
<a href="#">Manufacturer</a>		
Shipping Approval		other
 DNV	 GL	<a href="#">Manufacturer</a>

#### UL/CSA ratings

<b>yielded mechanical performance (hp) / for three-phase squirrel cage motors</b> <ul style="list-style-type: none"> <li>• at 220/230 V / at standard circuit <ul style="list-style-type: none"> <li>• at 50 °C / rated value</li> </ul> </li> <li>• at 460/480 V / at standard circuit <ul style="list-style-type: none"> <li>• at 50 °C / rated value</li> </ul> </li> </ul>	hp	15
	hp	30

#### Further information:

---

**Information- and Downloadcenter (Catalogs, Brochures,...)**

<http://www.siemens.com/industrial-controls/catalogs>

---

**Industry Mall (Online ordering system)**

<http://www.siemens.com/industrial-controls/mall>

---

**CAX-Online-Generator**

<http://www.siemens.com/cax>

---

**Service&Support (Manuals, Certificates, Characteristics, FAQs,...)**

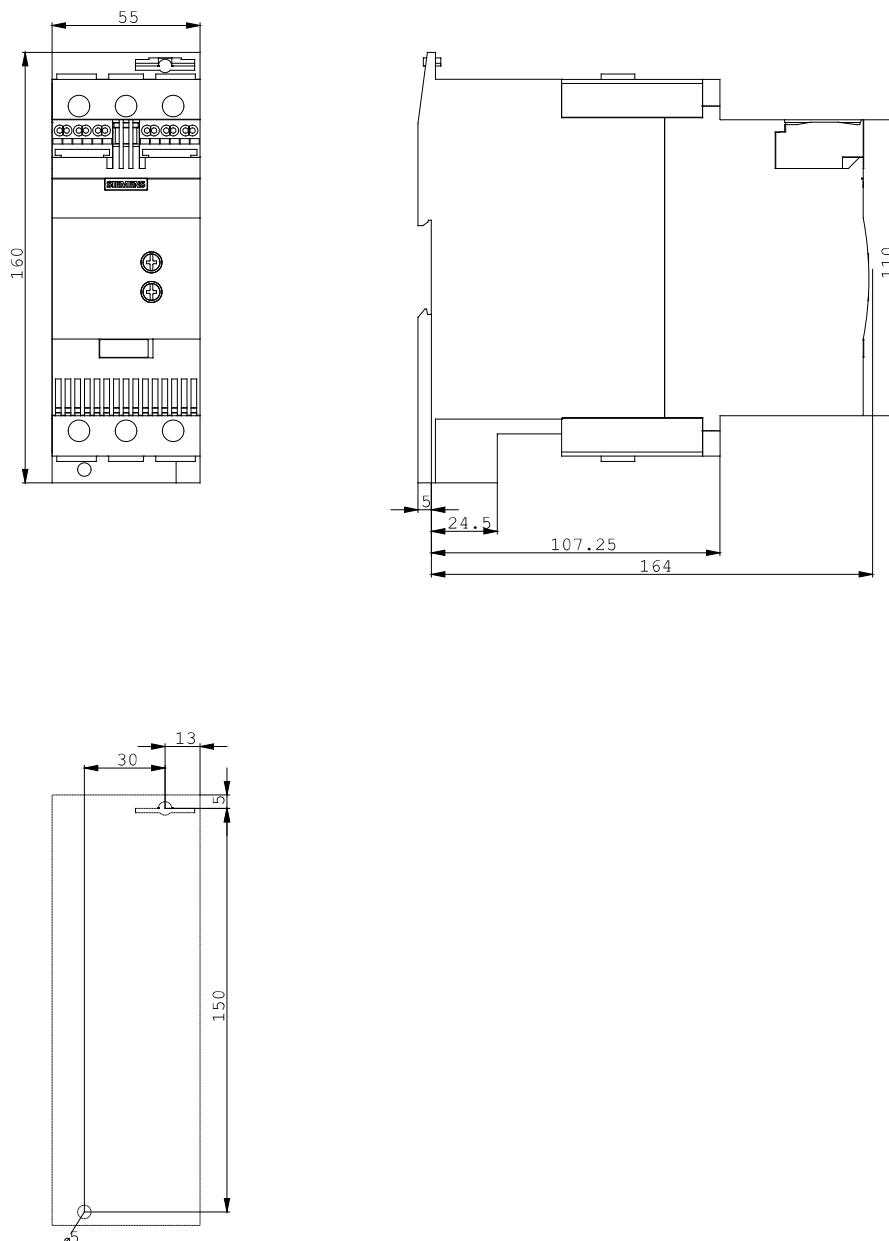
<http://support.automation.siemens.com/WW/view/en/3RW3036-2BB14/all>

---

**Image database (product images, 2D dimension drawings, 3D models, device circuit diagrams, ...)**

[http://www.automation.siemens.com/bilddb/cax\\_en.aspx?mlfb=3RW3036-2BB14](http://www.automation.siemens.com/bilddb/cax_en.aspx?mlfb=3RW3036-2BB14)

---



**last change:**

Oct 24, 2011