



SIRIUS SOFT STARTER, SIZE S0, 32A,  
15KW/400V, 40 DEGREES, 200-480V AC,  
24V AC/DC, SPRING-LOADED TERMINALS

### General details:

<b>Product brand name</b>		SIRIUS
<b>Product equipment</b>		
• integrated bridging contact system		Yes
• thyristors		Yes
<b>Product function</b>		
• intrinsic device protection		No
• motor overload protection		No
• evaluation of thermal resistor motor protection		No
• reset external		No
• adjustable current limitation		No
• inside-delta circuit		No
<b>Product component / outlet for enine brake</b>		No
<b>Item designation</b>		
• according to DIN EN 61346-2		Q
• according to DIN 40719 extendable after IEC 204-2 / according to IEC 750		G

### Power Electronics:

<b>product designation</b>		soft starters for standard applications
Operating current		

• at 40 °C / rated value	A	32
• at 50 °C / rated value	A	29
• at 60 °C / rated value	A	26
<b>Emitted mechanical power / for three-phase servomotors</b>		
• at 230 V / at standard switching / at 40 °C		
• rated value	W	7,500
• at 400 V / at standard switching / at 40 °C		
• rated value	W	15,000
<b>yielded mechanical performance (hp) / for three-phase squirrel cage motors / at 200/208 V / at standard circuit / at 50 °C / rated value</b>	hp	7.5
<b>Operating frequency</b>		
• rated value	Hz	50 ... 60
<b>Relative negative tolerance / of the operating frequency</b>	%	-10
<b>Relative positive tolerance / of the operating frequency</b>	%	10
<b>Operating voltage / with standard circuit / rated value</b>	V	200 ... 480
<b>Relative negative tolerance / of the operating voltage / with standard circuit</b>	%	-15
<b>Relative positive tolerance / of the operating voltage / with standard circuit</b>	%	10
<b>Minimum load in % of I<sub>M</sub></b>	%	10
<b>Continuous operating current in % of I<sub>e</sub> / at 40°C</b>	%	115
<b>Active power loss / at operating current / at 40°C / during operating phase / typical</b>	W	13

<b>Control electronics:</b>		
<b>Type of voltage / of the controlled supply voltage</b>		AC/DC
<b>Control supply voltage frequency / 1 / rated value</b>	Hz	50
<b>Control supply voltage frequency / 2 / rated value</b>	Hz	60
<b>Relative negative tolerance / of the control supply voltage frequency</b>	%	-10
<b>Relative positive tolerance / of the control supply voltage frequency</b>	%	10
<b>Control supply voltage / 1</b>		
• at 50 Hz / for AC	V	24
• at 60 Hz / for AC	V	24
<b>Relative negative tolerance / of the control supply voltage / at 60 Hz / for AC</b>	%	-15
<b>Relative positive tolerance / of the control supply voltage / at 60 Hz / for AC</b>	%	10
<b>Control supply voltage / 1 / for DC / rated value</b>	V	24
<b>Relative negative tolerance / of the control supply voltage / for DC</b>	%	-15

Relative positive tolerance / of the control supply voltage / for DC	%	10
Type of display / for fault signal		red

#### Mechanical design:

Size of the engine control device		S0
Width	mm	45
Height	mm	150
Depth	mm	150
Type of mounting		screw and snap-on mounting
Built in orientation		With vertical mounting surface +/-10° rotatable, with vertical mounting surface +/- 10° tiltable to the front and back
Distance, to be maintained, to the ranks assembly		
• upwards	mm	60
• sideways	mm	15
• downwards	mm	40
Altitude of installation site / at a height over sea level	m	5,000
Cable length / maximum	m	300
Number of poles / for main current circuit		3

#### Electrical connections:

Design of the electrical connection		
• for main current circuit		spring-loaded terminals
• for auxiliary and control current circuit		spring-loaded terminals
Number of NC contacts / for auxiliary contacts		0
Number of NO contacts / for auxiliary contacts		1
Number of change-over switches / for auxiliary contacts		0
Type of the connectable conductor cross section / for main contacts / for box terminal / when using the front clamping point		
• solid		2x (1 ... 2.5 mm <sup>2</sup> ), 2x (2.5 ... 6 mm <sup>2</sup> )
• finely stranded / with conductor end processing		2x (1 ... 2.5 mm <sup>2</sup> ), 2x (2.5 ... 6 mm <sup>2</sup> )
Type of the connectable conductor cross-section / for AWG conductors / for main contacts / for box terminal		
• when using the front clamping point		1x 8, 2x (16 ... 10)
Type of the connectable conductor cross-section		
• for main contacts		
• solid		1 ... 10 mm <sup>2</sup>
• finely stranded / with conductor end processing		1 ... 6 mm <sup>2</sup>
• for AWG conductors / for main contacts		16 ... 8
Type of the connectable conductor cross-section		

- for auxiliary contacts
  - solid
  - finely stranded / with conductor end processing
- for AWG conductors / for auxiliary contacts

2x (0.25 ... 2.5 mm <sup>2</sup> )
2x (0.25 ... 1.5 mm <sup>2</sup> )
2x (24 ... 14)

#### Ambient conditions:

##### Ambient temperature

- during operating
- during storage

°C	-25 ... 60
°C	-40 ... 80

##### Derating temperature

°C	40
----	----

##### Protection class IP

IP20
------

#### Certificates/approvals:

##### General Product Approval



CQC



CSA

[ROSTEST](#)



UL

##### Test Certificates

[Manufacturer](#)

##### Shipping Approval



DNV



GL

##### other

[Manufacturer](#)

#### UL/CSA ratings

##### yielded mechanical performance (hp) / for three-phase squirrel cage motors

- at 220/230 V / at standard circuit
  - at 50 °C / rated value
- at 460/480 V / at standard circuit
  - at 50 °C / rated value

hp	7.5
hp	20

#### Further information:

##### Information- and Downloadcenter (Catalogs, Brochures,...)

<http://www.siemens.com/industrial-controls/catalogs>

##### Industry Mall (Online ordering system)

<http://www.siemens.com/industrial-controls/mall>

##### CAX-Online-Generator

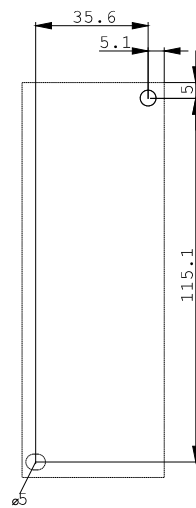
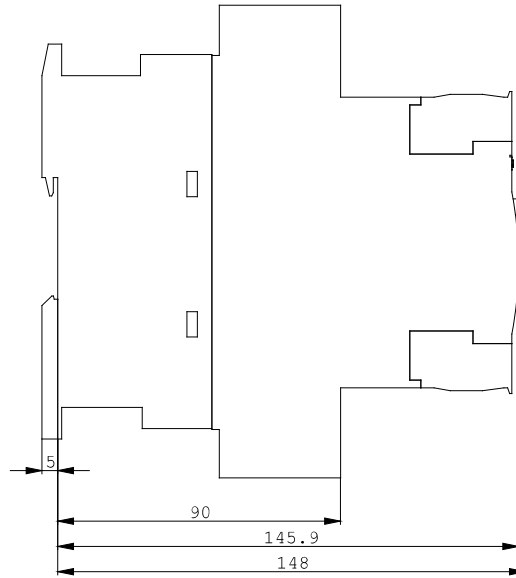
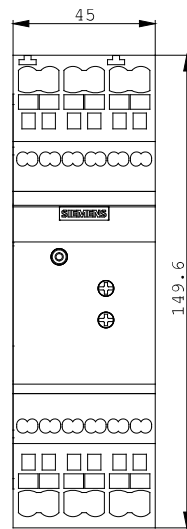
<http://www.siemens.com/cax>

##### Service&Support (Manuals, Certificates, Characteristics, FAQs,...)

<http://support.automation.siemens.com/WW/view/en/3RW3027-2BB04/all>

##### Image database (product images, 2D dimension drawings, 3D models, device circuit diagrams, ...)

[http://www.automation.siemens.com/bilddb/cax\\_en.aspx?mlfb=3RW3027-2BB04](http://www.automation.siemens.com/bilddb/cax_en.aspx?mlfb=3RW3027-2BB04)



last change:

Aug 22, 2011