

AUX.SWITCH BLOCK,FRONT,1NO+1NC,
CURR.PATH: 1NC, 1NO,
F. CONT. RELAYS A. MOTOR CONT.,
SZ S00 AND S0,
RING CABLE LUG CONNECTION .1 / .2,
.3 / .4

General technical data:

Product brand name		SIRIUS
Acceptability for application		Contactor relay and power contactor
Protection class IP / on the front		IP20
Ambient temperature		
• during storage	°C	-55 ... 80
• during operating	°C	-25 ... 60
Mechanical operating cycles as operating time		
• typical		10,000,000
Electrical operating cycles as operating time / at AC-15 / at 230 V		
• typical		200,000
Contact reliability		one incorrect switching operation of 100 million switching operations (17 V, 1 mA)
Contact reliability / of the auxiliary contacts		1 faulty switching per 100 million (17 V, 1 mA)
Insulation voltage / with degree of pollution 3		
• rated value	V	690
Impulse voltage resistance		
• rated value	kV	6

Auxiliary circuit:

Number of NC contacts / for auxiliary contacts / instantaneous switching		1
Number of NO contacts / for auxiliary contacts / instantaneous switching		1
Operating current / of the auxiliary contacts / at AC-12		
• at 24 V	A	10
• at 230 V	A	10
• at 400 V	A	10
• at 690 V	A	10
• maximum	A	10
Operating current / of the auxiliary contacts / at AC-14		
• at 125 V	A	6
• at 250 V	A	6
Operating current / of the auxiliary contacts / at AC-15		
• at 24 V	A	6
• at 230 V	A	6
• at 690 V	A	1
• at 400 V	A	3
Operating current		
• with 2 current paths in series / at DC-12		
• at 24 V / rated value	A	10
• at 60 V / rated value	A	10
• at 110 V / rated value	A	4
• at 220 V / rated value	A	2
• at 440 V / rated value	A	1.3
• at 600 V / rated value	A	0.65
• with 3 current paths in series / at DC-12		
• at 24 V / rated value	A	10
• at 60 V / rated value	A	10
• at 110 V / rated value	A	10
• at 220 V / rated value	A	3.6
• at 440 V / rated value	A	2.5
• at 600 V / rated value	A	1.8
Operating current		
• of the auxiliary contacts / at DC-13		
• at 24 V	A	6
• at 60 V	A	2
• at 110 V	A	1
• at 220 V	A	0.3
• with 2 current paths in series / at DC-13		

- at 24 V / rated value
- at 60 V / rated value
- at 110 V / rated value
- at 220 V / rated value
- at 440 V / rated value
- at 600 V / rated value
- with 3 current paths in series / at DC-13
 - at 24 V / rated value
 - at 60 V / rated value
 - at 110 V / rated value
 - at 220 V / rated value
 - at 440 V / rated value
 - at 600 V / rated value

A	10
A	3.5
A	1.3
A	0.9
A	0.2
A	0.1
A	10
A	4.7
A	3
A	1.2
A	0.5
A	0.26

Installation/mounting/dimensions:

Type of mounting		snap-on mounting
Width	mm	36
Height	mm	37.5
Depth	mm	66












Connections:

Design of the electrical connection <ul style="list-style-type: none"> • for auxiliary and control current circuit 		ring cable connection
---	--	-----------------------

Safety:related Parameter:

Product function / mirror contact to IEC 60947-4-1 <ul style="list-style-type: none"> • comment 		Yes with 3RT2
Product function / positively driven operation to IEC 60947-5-1		Yes

Certificates/approvals:

General Product Approval			Test Certificates		
 CQC	 CSA	ROSTEST	 UL	Manufacturer	
Shipping Approval					
 ABS	 DNV	 GL	 LRS	 PRS	 RINA
Shipping Approval		other			
 RMRS	 VDE				

Further information:

Information- and Downloadcenter (Catalogs, Brochures,...)

<http://www.siemens.com/industrial-controls/catalogs>

Industry Mall (Online ordering system)

<http://www.siemens.com/industrial-controls/mall>

Cax online generator:

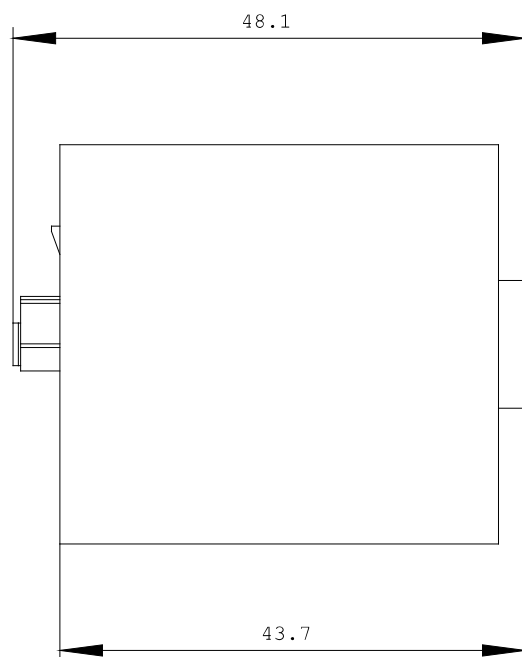
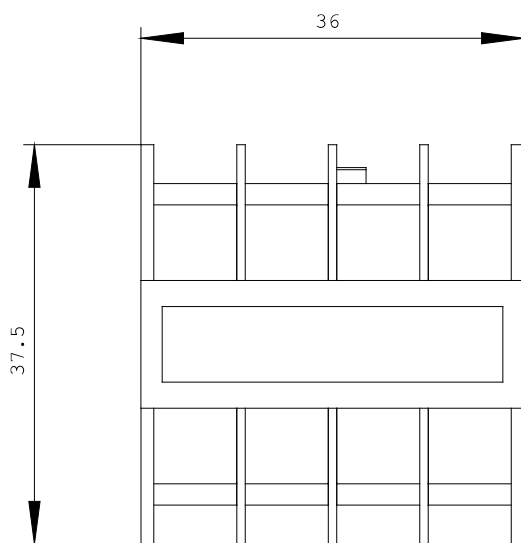
<http://www.siemens.com/cax>

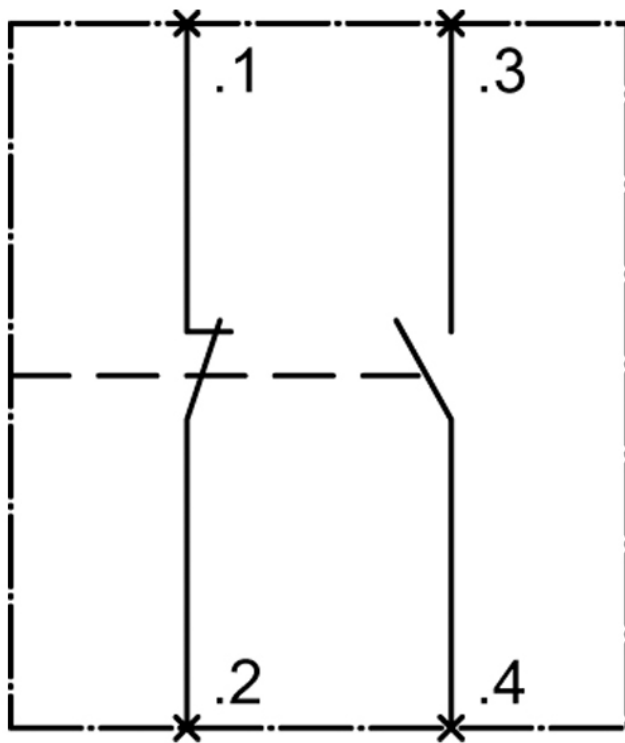
Service&Support (Manuals, Certificates, Characteristics, FAQs,...)

<http://support.automation.siemens.com/WW/view/en/3RH2911-4HA11/all>

Image database (product images, 2D dimension drawings, 3D models, device circuit diagrams, ...)

http://www.automation.siemens.com/bilddb/cax_en.aspx?mlfb=3RH2911-4HA11





last change:

Oct 17, 2011