

AUX.SWITCH BLOCK,FRONT,1NC,
CURR.PATH: 1NC,
F. CONT. RELAYS A. MOTOR CONT.,
SZ S00 AND S0, SCREW TERMINAL .1 / .2

| General technical data: | | |
|---|----|--|
| Product brand name | | SIRIUS |
| Acceptability for application | | Contactor relay and power contactor |
| Protection class IP / on the front | | IP20 |
| Ambient temperature | | |
| • during storage | °C | -55 ... 80 |
| • during operating | °C | -25 ... 60 |
| Mechanical operating cycles as operating time | | |
| • typical | | 10,000,000 |
| Electrical operating cycles as operating time / at AC-15 / at 230 V | | |
| • typical | | 200,000 |
| Contact reliability | | one incorrect switching operation of 100 million switching operations (17 V, 1 mA) |
| Contact reliability / of the auxiliary contacts | | 1 faulty switching per 100 million (17 V, 1 mA) |
| Insulation voltage / with degree of pollution 3 | | |
| • rated value | V | 690 |
| Impulse voltage resistance | | |
| • rated value | kV | 6 |
| Auxiliary circuit: | | |

| | | |
|---|---|------|
| Number of NC contacts / for auxiliary contacts / instantaneous switching | | 1 |
| Number of NO contacts / for auxiliary contacts / instantaneous switching | | 0 |
| Operating current / of the auxiliary contacts / at AC-12 | | |
| • at 24 V | A | 10 |
| • at 230 V | A | 10 |
| • at 400 V | A | 10 |
| • at 690 V | A | 10 |
| • maximum | A | 10 |
| Operating current / of the auxiliary contacts / at AC-14 | | |
| • at 125 V | A | 6 |
| • at 250 V | A | 6 |
| Operating current / of the auxiliary contacts / at AC-15 | | |
| • at 24 V | A | 6 |
| • at 230 V | A | 6 |
| • at 690 V | A | 1 |
| • at 400 V | A | 3 |
| Operating current | | |
| • with 2 current paths in series / at DC-12 | | |
| • at 24 V / rated value | A | 10 |
| • at 60 V / rated value | A | 10 |
| • at 110 V / rated value | A | 4 |
| • at 220 V / rated value | A | 2 |
| • at 440 V / rated value | A | 1.3 |
| • at 600 V / rated value | A | 0.65 |
| • with 3 current paths in series / at DC-12 | | |
| • at 24 V / rated value | A | 10 |
| • at 60 V / rated value | A | 10 |
| • at 110 V / rated value | A | 10 |
| • at 220 V / rated value | A | 3.6 |
| • at 440 V / rated value | A | 2.5 |
| • at 600 V / rated value | A | 1.8 |
| Operating current | | |
| • of the auxiliary contacts / at DC-13 | | |
| • at 24 V | A | 6 |
| • at 60 V | A | 2 |
| • at 110 V | A | 1 |
| • at 220 V | A | 0.3 |
| • with 2 current paths in series / at DC-13 | | |

- at 24 V / rated value
- at 60 V / rated value
- at 110 V / rated value
- at 220 V / rated value
- at 440 V / rated value
- at 600 V / rated value
- with 3 current paths in series / at DC-13
 - at 24 V / rated value
 - at 60 V / rated value
 - at 110 V / rated value
 - at 220 V / rated value
 - at 440 V / rated value
 - at 600 V / rated value

| | |
|---|------|
| A | 10 |
| A | 3.5 |
| A | 1.3 |
| A | 0.9 |
| A | 0.2 |
| A | 0.1 |
| A | 10 |
| A | 4.7 |
| A | 3 |
| A | 1.2 |
| A | 0.5 |
| A | 0.26 |

Installation/mounting/dimensions:

| | | |
|------------------|----|------------------|
| Type of mounting | | snap-on mounting |
| Width | mm | 36 |
| Height | mm | 37.5 |
| Depth | mm | 43.7 |

Connections:

Design of the electrical connection

- for auxiliary and control current circuit

screw-type terminals

Type of the connectable conductor cross-section

- for auxiliary contacts
 - solid
 - finely stranded
 - with conductor end processing
- for AWG conductors / for auxiliary contacts

2x (0.5 ... 1.5 mm²), 2x (0.75 ... 2.5 mm²)

2x (0.5 ... 1.5 mm²), 2x (0.75 ... 2.5 mm²)

2x (20 ... 16), 2x (18 ... 14)

Safety:related Parameter:

Product function / mirror contact to IEC 60947-4-1

- comment

Yes

with 3RT2

Product function / positively driven operation to IEC 60947-5-1

Yes

Certificates/approvals:

General Product Approval



CQC



CSA

[ROSTEST](#)



UL

Test Certificates

[Manufacturer](#)

Shipping Approval



ABS



DNV



GL



LRS



PRS



RINA

Shipping Approval

other



RMRS



VDE

Further information:

Information- and Downloadcenter (Catalogs, Brochures,...)

<http://www.siemens.com/industrial-controls/catalogs>

Industry Mall (Online ordering system)

<http://www.siemens.com/industrial-controls/mall>

Cax online generator:

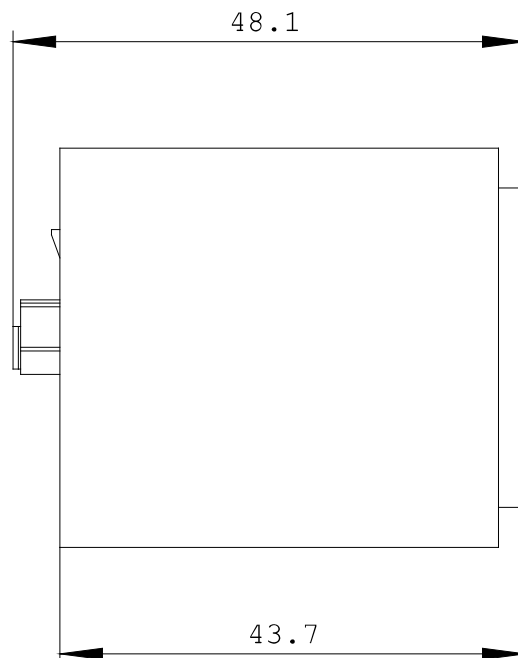
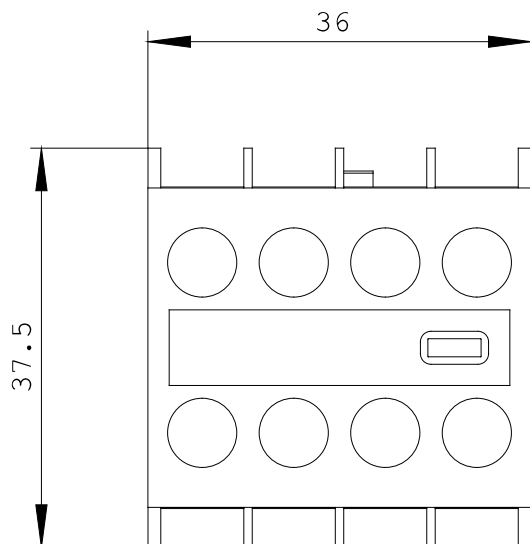
<http://www.siemens.com/cax>

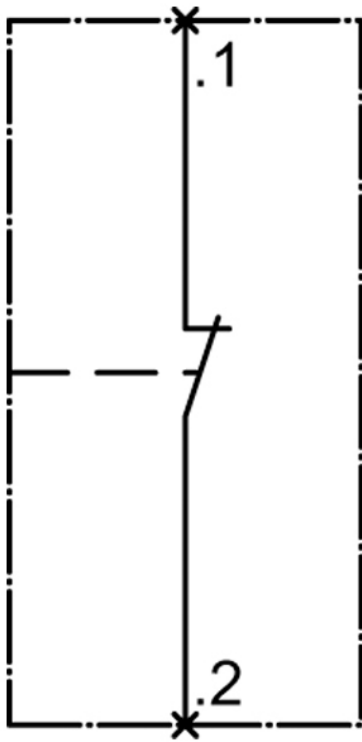
Service&Support (Manuals, Certificates, Characteristics, FAQs,...)

<http://support.automation.siemens.com/WW/view/en/3RH2911-1HA01/all>

Image database (product images, 2D dimension drawings, 3D models, device circuit diagrams, ...)

http://www.automation.siemens.com/bilddb/cax_en.aspx?mlfb=3RH2911-1HA01





last change:

Oct 17, 2011