



LOAD FEEDER FUSELESS DIRECT START,
AC 400V, SZ S00 0.18. . .0.25A,
DC 24V SCREW CONNECTION FOR BUSBAR SYSTEMS
60MM TYPE OF COORDINATION 2,
IQ = 150KA (ALSO FULFILLS TYPE OF COORDINATION 1)
1NO (CONTACTOR)

General technical data:

Product brand name		SIRIUS
product designation		non-fused load feeders 3RA2
Design of the product		direct starter
Size of the load feeder		S00
Protection class IP / on the front		IP20
Degree of pollution		3
Insulation voltage / rated value	V	690
Installation altitude / at a height over sea level / maximum	m	2,000
Ambient temperature <ul style="list-style-type: none"> during transport during storage during operating 	°C	-55 ... 80 -55 ... 80 -20 ... 60
Impulse voltage resistance / rated value	kV	6
Active power loss / per conductor / typical	W	2
Item designation <ul style="list-style-type: none"> according to DIN 40719 extendable after IEC 204-2 / according to IEC 750 according to DIN EN 61346-2 		Q Q
Type of assignment		2

Mechanical operating cycles as operating time / of the contactor		
• typical		10,000,000
Manufacturer article number		
• of the circuit-breakers included in the scope of supply		3RV2011-0CA10
• of the contactor included in the scope of supply		3RT2015-1BB41
• of the link module included in the scope of supply		3RA1921-1DA00
• of the busbar adapter included in the scope of supply		8US1251-5DS10
Design of the switching contact		mechanical
Type of the motor protection		bimetal
Adjustable response current		
• of the current-dependent overload release	A	0.18 ... 0.25

Communication:

Product function / bus-communication		No
Protocol / will be supported		
• AS interface protocol		No
• PROFIBUS DP protocol		No
• PROFINET protocol		No
Product extension / function module for communication		No

Main circuit:

Number of poles / for main current circuit		3
Number of NC contacts / for main contacts		0
Number of NO contacts / for main contacts		3
Operating voltage / at AC-3 / rated value / maximum	V	690
Operating current		
• at AC-1 / at 400 V / rated value	A	0.25
• at AC-2 / at 400 V / rated value	A	0.2
• at AC-3 / at 400 V / rated value	A	0.2
• at AC-4 / at 400 V / rated value	A	0.2
Service power		
• at AC-2 / at 400 V / rated value	W	60
• at AC-3		
• at 400 V / rated value	W	60
• at 500 V / rated value	W	60
• at 690 V / rated value	W	90
• at AC-4 / at 400 V / rated value	W	60
Off-load operating frequency	1/h	10,000
Frequency of operation		
• at AC-1 / according to IEC 60947-6-2 / maximum	1/h	1,000

- at AC-2 / according to IEC 60947-6-2 / maximum
- at AC-3 / according to IEC 60947-6-2 / maximum
- at AC-4 / according to IEC 60947-6-2 / maximum

1/h	750
1/h	750
1/h	250

Control circuit:

Type of voltage / of the controlled supply voltage

DC

Control supply voltage frequency

- 1 / rated value

Hz

0

Control supply voltage / 1

- for DC / rated value

V

24

Holding power / of the solenoid / for DC

W

4

Auxiliary circuit:

Product extension / auxiliary switch

Yes

Number of NC contacts / for auxiliary contacts

0

Number of NO contacts / for auxiliary contacts

1

Number of change-over switches / for auxiliary contacts

0

Inputs/ Outputs:

Number of digital inputs

0

Short-circuit:

Product function / short circuit protection

Yes

Design of the short-circuit protection

circuit-breakers

Breaking capacity limit short-circuit current (Icu)

- at 400 V / rated value
- at 500 V / rated value
- at 690 V / rated value

A

100,000

A

100,000

A

100,000

Installation/mounting/dimensions:

Built in orientation

vertical

Type of mounting

for snapping onto 60 mm busbar systems

Width

mm

45

Height

mm

200

Depth

mm

155.1

Center line spacing

mm

60

Distance, to be maintained, to the ranks assembly

- forwards
- backwards
- upwards
- downwards
- sideways

mm

0

mm

0

mm

20

mm

30

mm

0

Distance, to be maintained, to earthed part		
• forwards	mm	0
• backwards	mm	0
• upwards	mm	20
• downwards	mm	10
• sideways	mm	9
Distance, to be maintained, conductive elements		
• forwards	mm	0
• backwards	mm	0
• upwards	mm	20
• downwards	mm	10
• sideways	mm	9

Connections:

Design of the electrical connection		
• for main current circuit		screw-type terminals
• for auxiliary and control current circuit		screw-type terminals
Type of the connectable conductor cross-section		
• for main contacts		
• solid		2x (0.5 ... 1.5 mm ²), 2x (0.75 ... 2.5 mm ²), 2x (1 ... 4 mm ²)
• stranded		2x (0.5 ... 1.5 mm ²), 2x (0.75 ... 2.5 mm ²), 2x (1 ... 4 mm ²)
• finely stranded		
• with conductor end processing		2x (0.5 ... 1.5 mm ²), 2x (0.75 ... 2.5 mm ²)
• for AWG conductors / for main contacts		2x (20 ... 16), 2x (18 ... 14), 2x 12
• for auxiliary contacts		
• solid		2x (0.5 ... 1.5 mm ²), 2x (0.75 ... 2.5 mm ²), 2x 4 mm ²
• finely stranded		
• with conductor end processing		2x (0.5 ... 1.5 mm ²), 2x (0.75 ... 2.5 mm ²)
• for AWG conductors / for auxiliary contacts		2x (20 ... 16), 2x (18 ... 14), 2x 12

Certificates/approvals:

Verification of suitability		CE / UL / CSA / CCC
Varification of suitability / ATEX		No

General Product Approval	For use in hazardous locations	Test Certificates
---------------------------------	---------------------------------------	--------------------------

[ROSTEST](#)



[DEKRA EXAM, DMT](#)

[Manufacturer](#)

Shipping Approval

other



ABS



PRS



RINA

[Manufacturer](#)

[other](#)

UL/CSA ratings

Operating current (FLA) / for three-phase squirrel cage motors

- at 480 V / rated value
- at 600 V / rated value

A

0.25

A

0.25

Contact rating designation / for auxiliary contacts / according to UL

A600 / Q600

Safety:

B10 value / with high demand rate

- according to SN 31920

1,000,000

Failure rate (FIT value) / with low demand rate

- according to SN 31920

FIT

150

Proportion of dangerous failures

- with low demand rate / according to SN 31920
- with high demand rate / according to SN 31920

%

40

%

75

T1 value / for proof test interval or service life

- according to IEC 61508

a

10

Protection against electrical shock

finger-safe

Further information:

Information- and Downloadcenter (Catalogs, Brochures,...)

<http://www.siemens.com/industrial-controls/catalogs>

Industry Mall (Online ordering system)

<http://www.siemens.com/industrial-controls/mall>

CAX-Online-Generator

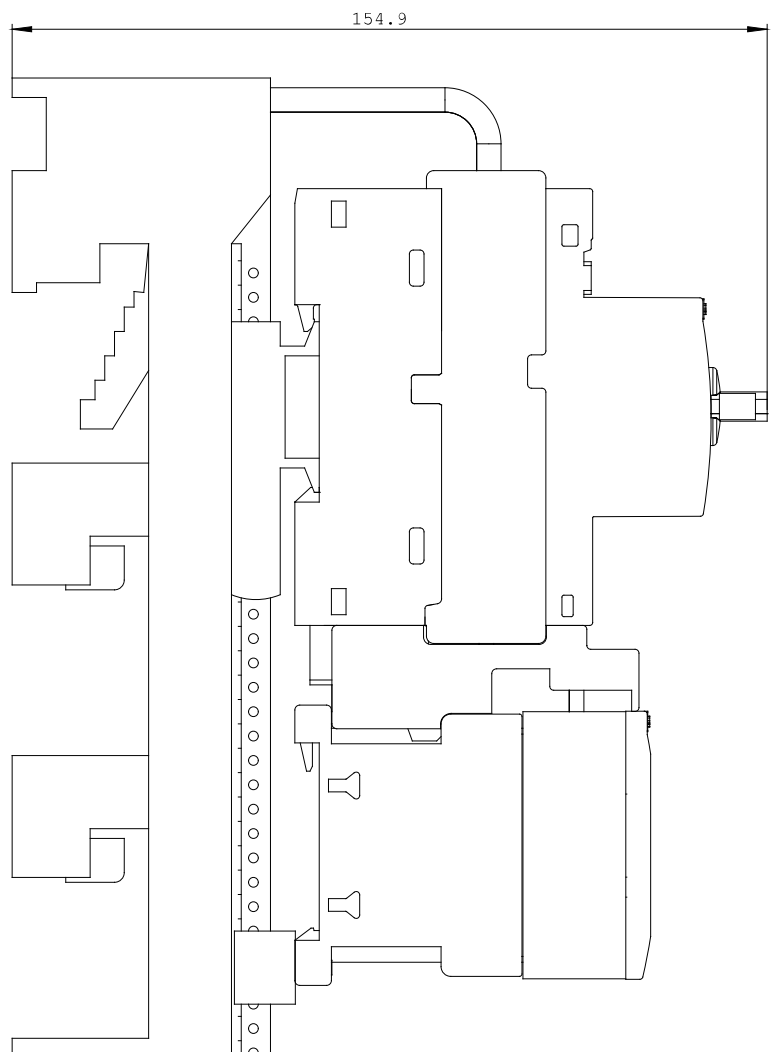
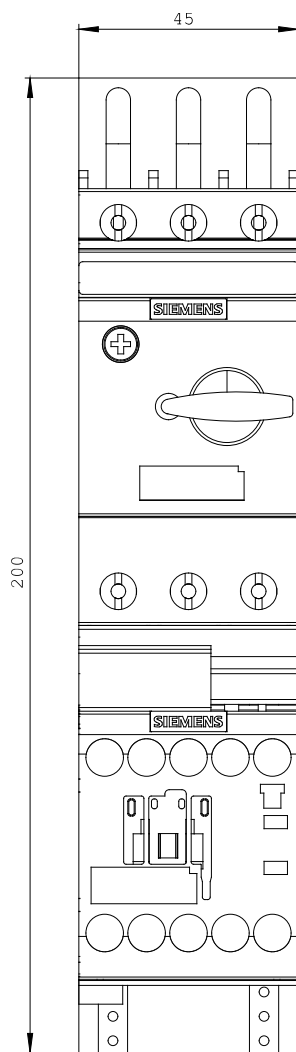
<http://www.siemens.com/cax>

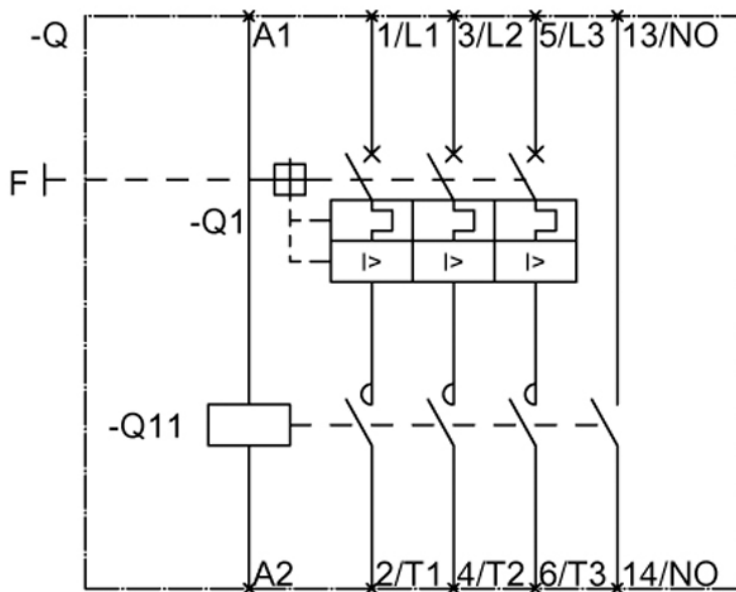
Service&Support (Manuals, Certificates, Characteristics, FAQs,...)

<http://support.automation.siemens.com/WW/view/en/3RA2110-0CD15-1BB4/all>

Image database (product images, 2D dimension drawings, 3D models, device circuit diagrams, ...)

http://www.automation.siemens.com/bilddb/cax_en.aspx?mlfb=3RA2110-0CD15-1BB4





last change:

Oct 24, 2011