

CONTACTOR RELAY, 2NO+2NC, DC 24V,
SZ S00,RINGCABLE LUG CONNECTION RING CABLE
LUG CONNECTION

General technical data:		
Product brand name		SIRIUS
Size of the contactor		S00
Identification number and letter for switching elements		22 E
Product extension / auxiliary switch		Yes
Protection class IP / on the front		IP20
Protection against electrical shock		finger-safe
Degree of pollution		3
Insulation voltage / with degree of pollution 3 / rated value	V	690
Installation altitude / at a height over sea level / maximum	m	2,000
Ambient temperature / during storage	°C	-55 ... 80
Ambient temperature / during operating	°C	-25 ... 60
Shock resistance		
• at rectangular impulse		
• at DC		10g / 5 ms, 5g / 10 ms
• at sine pulse		
• at DC		15g / 5 ms, 8g / 10 ms
Impulse voltage resistance / rated value	kV	6
Mechanical operating cycles as operating time		
• of the contactor / typical		30,000,000

- of the contactor with added auxiliary switch block / typical
- of the contactor with added electronics-compatible auxiliary switch block / typical

10,000,000
10,000,000

Control circuit:

Type of voltage / of the controlled supply voltage

DC

Control supply voltage / 1

- for DC / rated value

V

24

Operating range factor control supply voltage rated value / of the solenoid

- for DC

0.8 ... 1.1

Holding power / of the solenoid / for DC

W

4

Pull-in power / of the solenoid / for DC

W

4

Closing delay

- at DC

ms

30 ... 100

Opening delay

- at DC

ms

25 ... 90

Arcing time

s

10 ... 15

Auxiliary circuit:

Contact reliability / of the auxiliary contacts

1 faulty switching per 100 million (17 V, 1 mA)

Number of NC contacts / for auxiliary contacts / instantaneous switching

2

Number of NO contacts / for auxiliary contacts / instantaneous switching

2

Operating current / of the auxiliary contacts / at AC-12 / maximum

A

10

Operating current / of the auxiliary contacts / at AC-15

- at 230 V
- at 400 V
- at 500 V
- at 690 V

A
A
A
A

6
3
2
1

Operating current

- of the auxiliary contacts / with 1 current path / at DC-12
 - at 24 V
 - at 110 V
 - at 220 V
- with 2 current paths in series / at DC-12
 - at 24 V / rated value
 - at 60 V / rated value
 - at 110 V / rated value
 - at 220 V / rated value

A
A
A
A
A
A
A
A

6
3
1
10
10
4
2


• at 440 V / rated value	A	1.3
• at 600 V / rated value	A	0.65
• with 3 current paths in series / at DC-12		
• at 24 V / rated value	A	10
• at 60 V / rated value	A	10
• at 110 V / rated value	A	10
• at 220 V / rated value	A	3.6
• at 440 V / rated value	A	2.5
• at 600 V / rated value	A	1.8
Operating current		
• of the auxiliary contacts / with 1 current path / at DC-13		
• at 24 V	A	6
• at 110 V	A	1
• at 220 V	A	0.3
• with 2 current paths in series / at DC-13		
• at 24 V / rated value	A	10
• at 60 V / rated value	A	3.5
• at 110 V / rated value	A	1.3
• at 220 V / rated value	A	0.9
• at 440 V / rated value	A	0.2
• at 600 V / rated value	A	0.1
• with 3 current paths in series / at DC-13		
• at 24 V / rated value	A	10
• at 60 V / rated value	A	4.7
• at 110 V / rated value	A	3
• at 220 V / rated value	A	1.2
• at 440 V / rated value	A	0.5
• at 600 V / rated value	A	0.26
Off-load operating frequency		
• at AC	1/h	10,000
• at DC	1/h	10,000
Frequency of operation		
• at AC-12 / maximum	1/h	1,000
• at AC-14 / maximum	1/h	1,000
• at AC-15 / maximum	1/h	1,000
• at DC-12 / maximum	1/h	1,000
• at DC-13 / maximum	1/h	1,000

Short-circuit:

Design of the fuse link / for short-circuit protection of the auxiliary switch <ul style="list-style-type: none"> required 		Fuse gL/gG: 10 A, miniature circuit breaker C 6 A (short-circuit current $I_k < 400$ A)
--	--	---

Installation/mounting/dimensions:		
Built in orientation		vertical
Type of mounting		screw and snap-on mounting onto 35 mm standard mounting rail
Width	mm	45
Height	mm	57.5
Depth	mm	73
Distance, to be maintained, to the ranks assembly / sideways	mm	0

Connections:		
Design of the electrical connection <ul style="list-style-type: none"> for auxiliary and control current circuit 		ring cable connection

Certificates/approvals:		
General Product Approval		Test Certificates
 CQC	 CSA	ROSTEST  UL Manufacturer

Shipping Approval					
 ABS	 DNV	 GL	 LRS	 PRS	 RINA

Shipping Approval	other
 RMRS	 VDE

UL/CSA ratings:		
Contact rating designation / for auxiliary contacts / according to UL		A600 / Q600

Safety:related Parameter:		
B10 value / with high demand rate <ul style="list-style-type: none"> according to SN 31920 		1,000,000
T1 value / for proof test interval or service life <ul style="list-style-type: none"> according to IEC 61508 	a	10
Proportion of dangerous failures <ul style="list-style-type: none"> with low demand rate / according to SN 31920 	%	40

• with high demand rate / according to SN 31920	%	73
Failure rate (FIT value) / with low demand rate		
• according to SN 31920	FIT	100
Product function / positively driven operation to IEC 60947-5-1		Yes

Further information:

Information- and Downloadcenter (Catalogs, Brochures,...)

<http://www.siemens.com/industrial-controls/catalogs>

Industry Mall (Online ordering system)

<http://www.siemens.com/industrial-controls/mall>

Cax online generator:

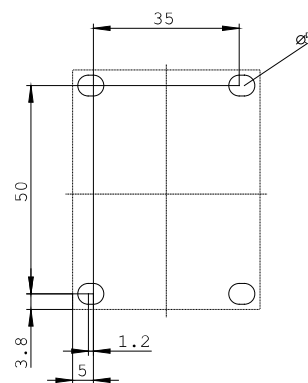
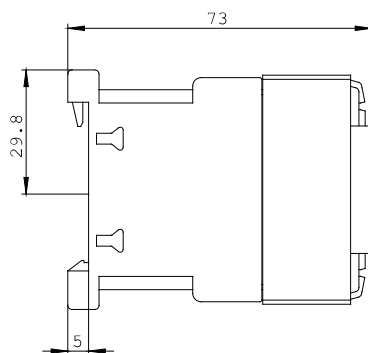
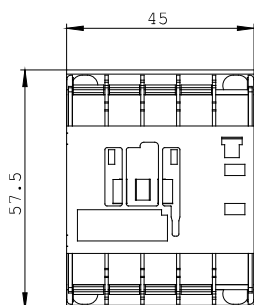
<http://www.siemens.com/cax>

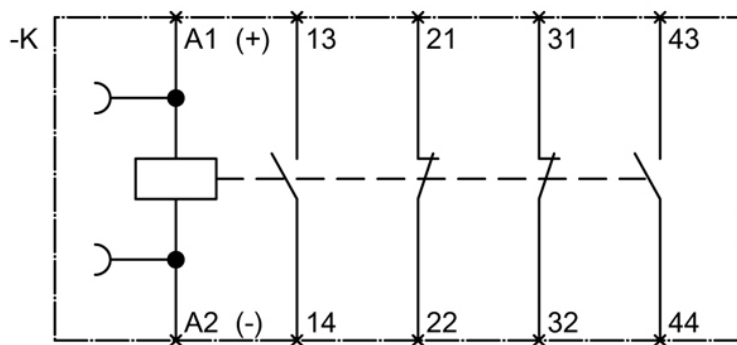
Service&Support (Manuals, Certificates, Characteristics, FAQs,...)

<http://support.automation.siemens.com/WW/view/en/3RH2122-4BB40/all>

Image database (product images, 2D dimension drawings, 3D models, device circuit diagrams, ...)

http://www.automation.siemens.com/bilddb/cax_en.aspx?mlfb=3RH2122-4BB40





last change:

Oct 24, 2011