



LOAD FEEDER FUSELESS REVERSING DUTY,
AC 400V, SZ S00, 0.7...1A,
DC 24V SPRING-LOADED CONNECTION FOR RAIL-
MOUNTING,
TYPE OF COORDINATION 2,
IQ = 150KA (ALSO FULFILLS TYPE OF COORDINATION 1)
1NC (CONTACTOR)

General technical data:

Product brand name		SIRIUS
product designation		non-fused load feeders 3RA2
Design of the product		reversing starter
Size of the load feeder		S00
Protection class IP / on the front		IP20
Degree of pollution		3
Insulation voltage / rated value	V	690
Installation altitude / at a height over sea level / maximum	m	2,000
Ambient temperature		
• during transport	°C	-55 ... 80
• during storage	°C	-55 ... 80
• during operating	°C	-20 ... 60
Impulse voltage resistance / rated value	kV	6
Active power loss / per conductor / typical	W	2
Item designation		
• according to DIN 40719 extendable after IEC 204-2 / according to IEC 750		Q
• according to DIN EN 61346-2		Q
Type of assignment		2

Mechanical operating cycles as operating time / of the contactor		
• typical		10,000,000
Manufacturer article number		
• of the circuit-breakers included in the scope of supply		3RV2011-0JA20
• of the contactor included in the scope of supply		3RT2015-2BB42
• of the link module included in the scope of supply		3RA2911-2AA00
Design of the switching contact		mechanical
Type of the motor protection		bimetal
Adjustable response current		
• of the current-dependent overload release	A	0.7 ... 1

Communication:		
Product function / bus-communication		No
Protocol / will be supported		
• AS interface protocol		No
• PROFIBUS DP protocol		No
• PROFINET protocol		No
Product extension / function module for communication		No

Main circuit:		
Number of poles / for main current circuit		3
Number of NC contacts / for main contacts		0
Number of NO contacts / for main contacts		3
Operating voltage / at AC-3 / rated value / maximum	V	690
Operating current		
• at AC-1 / at 400 V / rated value	A	1
• at AC-2 / at 400 V / rated value	A	0.85
• at AC-3 / at 400 V / rated value	A	0.85
• at AC-4 / at 400 V / rated value	A	0.85
Service power		
• at AC-2 / at 400 V / rated value	W	250
• at AC-3		
• at 400 V / rated value	W	250
• at 500 V / rated value	W	370
• at 690 V / rated value	W	550
• at AC-4 / at 400 V / rated value	W	250
Off-load operating frequency	1/h	10,000
Frequency of operation		
• at AC-1 / according to IEC 60947-6-2 / maximum	1/h	1,000
• at AC-2 / according to IEC 60947-6-2 / maximum	1/h	750

- at AC-3 / according to IEC 60947-6-2 / maximum
- at AC-4 / according to IEC 60947-6-2 / maximum

1/h	750
1/h	250

Control circuit:

Type of voltage / of the controlled supply voltage		DC
Control supply voltage frequency		
• 1 / rated value	Hz	0
Control supply voltage / 1		
• for DC / rated value	V	24
Holding power / of the solenoid / for DC	W	4

Auxiliary circuit:

Product extension / auxiliary switch		Yes
Number of NC contacts / for auxiliary contacts		1
Number of NO contacts / for auxiliary contacts		0
Number of change-over switches / for auxiliary contacts		0

Inputs/ Outputs:

Number of digital inputs		0
--------------------------	--	---

Short-circuit:

Product function / short circuit protection		Yes
Design of the short-circuit protection		circuit-breakers
Breaking capacity limit short-circuit current (Icu)		
• at 400 V / rated value	A	100,000
• at 500 V / rated value	A	100,000
• at 690 V / rated value	A	100,000

Installation/mounting/dimensions:

Built in orientation		vertical
Type of mounting		screw and snap-on mounting onto 35 mm standard mounting rail
Width	mm	90
Height	mm	204
Depth	mm	97.1
Distance, to be maintained, to the ranks assembly		
• forwards	mm	0
• backwards	mm	0
• upwards	mm	20
• downwards	mm	30
• sideways	mm	0
Distance, to be maintained, to earthed part		

• forwards	mm	0
• backwards	mm	0
• upwards	mm	20
• downwards	mm	10
• sideways	mm	9
Distance, to be maintained, conductive elements		
• forwards	mm	0
• backwards	mm	0
• upwards	mm	20
• downwards	mm	10
• sideways	mm	9

Connections:

Design of the electrical connection

- for main current circuit
- for auxiliary and control current circuit

spring-loaded terminals
spring-loaded terminals

Type of the connectable conductor cross-section

- for main contacts
 - solid
 - stranded
 - finely stranded
 - with conductor end processing
 - without conductor final cutting
- for AWG conductors / for main contacts
- for auxiliary contacts
 - solid
 - finely stranded
 - with conductor end processing
 - without conductor final cutting
- for AWG conductors / for auxiliary contacts

2x (0.5 ... 4 mm²)
2x (0.5 ... 4 mm²)

2x (0.5 ... 2.5 mm²)
2x (0.5 ... 2.5 mm²)
2x (20 ... 12)

2x (0.5 ... 4 mm²)

2x (0.5 ... 2.5 mm²)
2x (0.5 ... 2.5 mm²)
2x (20 ... 12)

Certificates/approvals:

Verification of suitability

CE / UL / CSA / CCC

Varification of suitability / ATEX

No

General Product Approval	For use in hazardous locations	Test Certificates
---------------------------------	---------------------------------------	--------------------------

[ROSTEST](#)



[DEKRA EXAM, DMT](#)

[Manufacturer](#)

Shipping Approval

other



ABS



PRS



RINA

[Manufacturer](#)

[other](#)

UL/CSA ratings

yielded mechanical performance (hp)

- for three-phase squirrel cage motors
- at 575/600 V / rated value

hp

0.5

Operating current (FLA) / for three-phase squirrel cage motors

- at 480 V / rated value
- at 600 V / rated value

A

1

A

1

Contact rating designation / for auxiliary contacts / according to UL

A600 / Q600

Safety:

B10 value / with high demand rate

- according to SN 31920

1,000,000

Failure rate (FIT value) / with low demand rate

- according to SN 31920

FIT

250

Proportion of dangerous failures

- with low demand rate / according to SN 31920
- with high demand rate / according to SN 31920

%

40

%

75

T1 value / for proof test interval or service life

- according to IEC 61508

a

10

Protection against electrical shock

finger-safe

Further information:

Information- and Downloadcenter (Catalogs, Brochures,...)

<http://www.siemens.com/industrial-controls/catalogs>

Industry Mall (Online ordering system)

<http://www.siemens.com/industrial-controls/mall>

CAX-Online-Generator

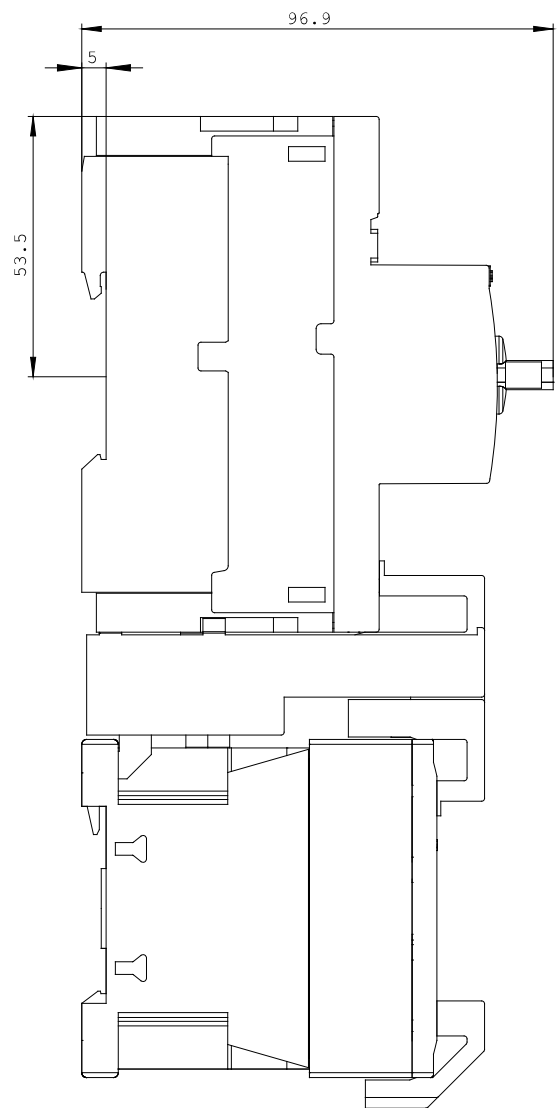
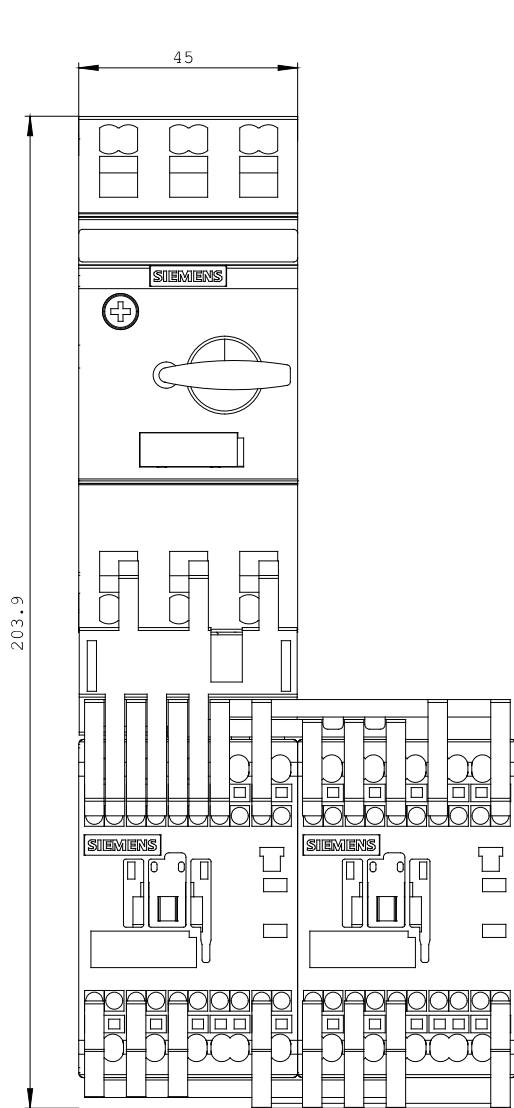
<http://www.siemens.com/cax>

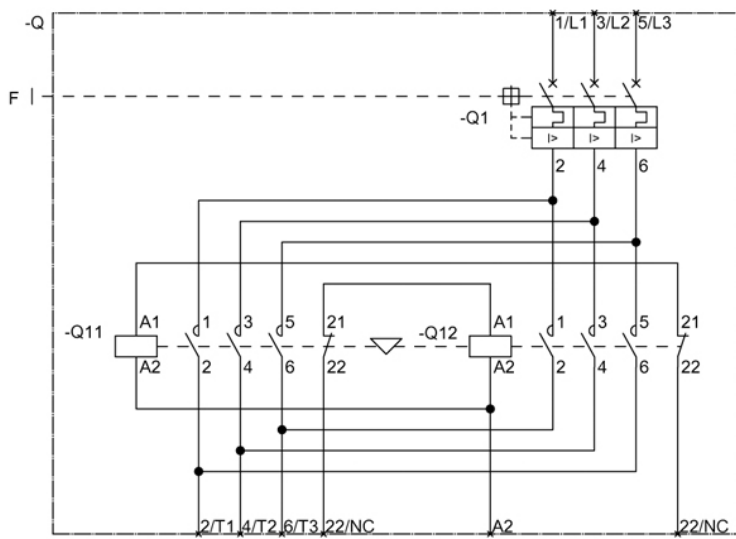
Service&Support (Manuals, Certificates, Characteristics, FAQs,...)

<http://support.automation.siemens.com/WW/view/en/3RA2210-0JE15-2BB4/all>

Image database (product images, 2D dimension drawings, 3D models, device circuit diagrams, ...)

http://www.automation.siemens.com/bilddb/cax_en.aspx?mlfb=3RA2210-0JE15-2BB4





last change:

Oct 24, 2011