

OVERLOAD RELAY 2.8...4.0 A FOR MOTOR
PROTECTION SZ S00,
CLASS 10,
F. MOUNTING ONTO CONTACTOR MAIN CIRCUIT: RING
CABLE LUG AUX. CIRCUIT: RING CABLE LUG MANUAL-
AUTOMATIC-RESET

General technical data:

Product brand name		SIRIUS
product designation		3RU2 thermal overload relay
Protection class IP / on the front		IP20
Insulation voltage / with degree of pollution 3		
• rated value	V	690
Installation altitude / at a height over sea level / maximum	m	2,000
Ambient temperature		
• during transport	°C	-55 ... 80
• during storage	°C	-55 ... 80
• during operating	°C	-40 ... 70
Relative humidity		
• during operating phase	/ %	90
Resistance against shock		8g / 10 ms
Impulse voltage resistance / rated value	kV	6
Active power loss / total / typical	W	5.4
Item designation		
• according to DIN 40719 extendable after IEC 204-2 / according to IEC 750		F
• according to DIN EN 61346-2		F

Trip class		CLASS 10
Type of assignment		2
Size of overload relay		S00
Size of the contactor / can be combined • company-specific		S00

Main circuit:

Number of poles / for main current circuit		3
Operating voltage / at AC-3 / rated value • maximum	V	690
Operating current / at AC-3 / at 400 V • rated value	A	4
Service power / at AC-3 • at 400 V / rated value • at 500 V / rated value • at 690 V / rated value	kW kW kW	1.5 2.2 3
Adjustable response current • of the current-dependent overload release	A	2.8 ... 4
Operating current / of the fuse link / rated value	A	16

Auxiliary circuit:

Contact reliability / of the auxiliary contacts		< 1 error per 100 million operating cycles
Number of NC contacts / for auxiliary contacts		1
Number of NO contacts / for auxiliary contacts		1
Number of change-over switches / for auxiliary contacts		0
Operating current / of the auxiliary contacts • at AC-15 • at 24 V • at 110 V • at 120 V • at 125 V • at 230 V • at 400 V • at DC-13 • at 24 V • at 110 V • at 125 V • at 220 V	A A A A A A A A A A A A A A	3 3 3 3 2 1 1 0.22 0.22 0.11

Short-circuit:

Design of the fuse link / for short-circuit protection of the auxiliary switch / required		fuse gG: 10 A
--	--	---------------

Installation/mounting/dimensions:

Built in orientation		vertical
Type of mounting		direct mounting
Width	mm	45
Height	mm	87
Depth	mm	73
Distance, to be maintained, to the ranks assembly		
• forwards	mm	0
• backwards	mm	0
• upwards	mm	6
• downwards	mm	6
• sideways	mm	6
Distance, to be maintained, to earthed part		
• forwards	mm	0
• backwards	mm	0
• upwards	mm	6
• downwards	mm	6
• sideways	mm	6
Distance, to be maintained, conductive elements		
• forwards	mm	0
• backwards	mm	0
• upwards	mm	6
• downwards	mm	6
• sideways	mm	6

Connections:

Design of the electrical connection		
• for main current circuit		ring cable connection
• for auxiliary and control current circuit		ring cable connection
Product function / removable terminal for auxiliary and control circuit		No

Certificates/approvals:

Verification of suitability		CE / UL / CSA
• ATEX		No

General Product Approval	For use in hazardous locations	Test Certificates
--------------------------	--------------------------------	-------------------



CQC



CSA

[ROSTEST](#)



UL

[DEKRA EXAM, DMT](#)

[Manufacturer](#)

Shipping Approval



ABS



DNV



GL



LRS



PRS



RINA

Shipping Approval

other

[Manufacturer](#)



RMRS

Reliability figures:

Mean time to failure (MTTF) / with high demand rate	a	2,280
Proportion of dangerous failures		
• with low demand rate / according to SN 31920	%	50
• with high demand rate / according to SN 31920	%	50
Failure rate (FIT value) / with low demand rate		
• according to SN 31920	FIT	50
T1 value / for proof test interval or service life		
• according to IEC 61508	a	20
Protection against electrical shock		finger-safe

Further information:

Information- and Downloadcenter (Catalogs, Brochures,...)

<http://www.siemens.com/industrial-controls/catalogs>

Industry Mall (Online ordering system)

<http://www.siemens.com/industrial-controls/mall>

Cax online generator:

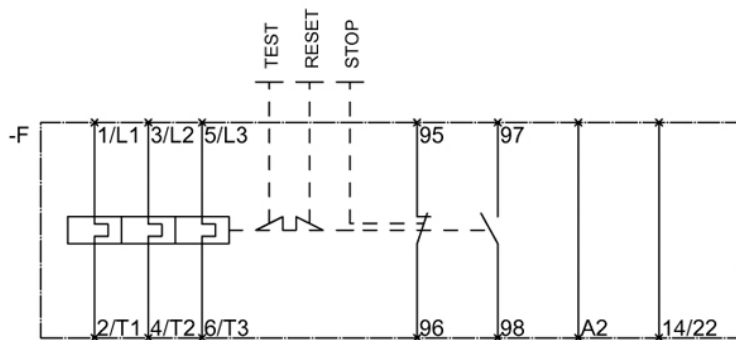
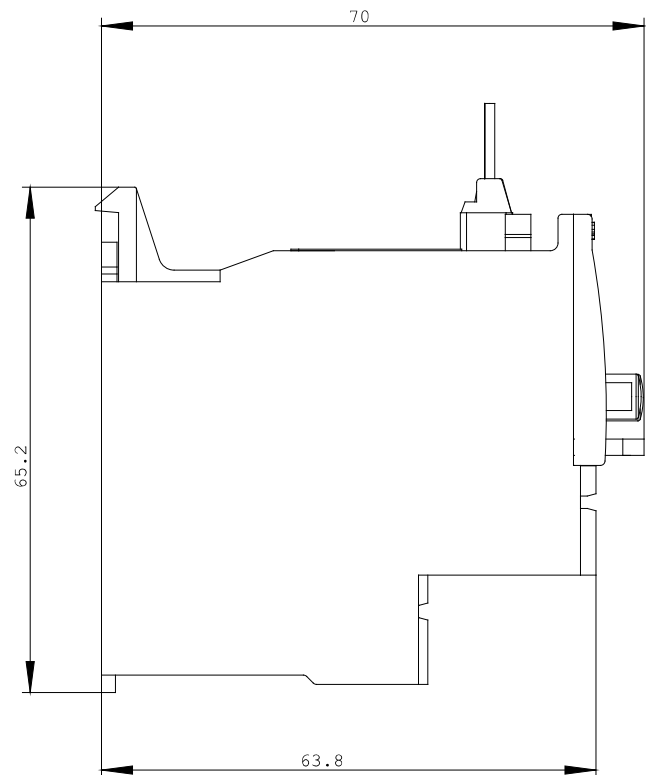
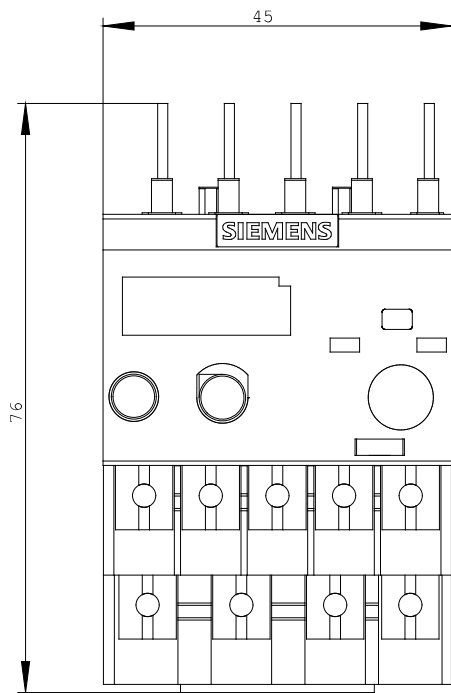
<http://www.siemens.com/cax>

Service&Support (Manuals, Certificates, Characteristics, FAQs,...)

<http://support.automation.siemens.com/WW/view/en/3RU2116-1EJ0/all>

Image database (product images, 2D dimension drawings, 3D models, device circuit diagrams, ...)

http://www.automation.siemens.com/bilddb/cax_en.aspx?mlfb=3RU2116-1EJ0



last change:

Oct 17, 2011