



LOAD FEEDER FUSELESS REVERSING DUTY,
AC 400V, SZ S0, 14. . .20A,
AC 230V SPRING-LOADED TERMINAL FOR BUSBAR
SYSTEMS 60MM TYPE OF COORDINATION 1,
IQ = 150KA 1NO+1NC (CONTACTOR)

General technical data:

Product brand name		SIRIUS
product designation		non-fused load feeders 3RA2
Design of the product		reversing starter
Size of the load feeder		S0
Protection class IP / on the front		IP20
Degree of pollution		3
Insulation voltage / rated value	V	690
Installation altitude / at a height over sea level / maximum	m	2,000
Ambient temperature <ul style="list-style-type: none"> during transport during storage during operating 	°C °C °C	-55 ... 80 -55 ... 80 -20 ... 60
Impulse voltage resistance / rated value	kV	6
Active power loss / per conductor / typical	W	4.3
Item designation <ul style="list-style-type: none"> according to DIN 40719 extendable after IEC 204-2 / according to IEC 750 according to DIN EN 61346-2 		Q Q
Type of assignment		2

Mechanical operating cycles as operating time / of the contactor		
• typical		10,000,000
Manufacturer article number		
• of the circuit-breakers included in the scope of supply		3RV2021-4BA20
• of the contactor included in the scope of supply		3RT2026-2AP00
• of the RS applied assembly kit		8US1250-5AT10
• of the link module included in the scope of supply		3RA2921-2AA00
• of the busbar adapter included in the scope of supply		8US1251-5NT11
Design of the switching contact		mechanical
Type of the motor protection		bimetal
Adjustable response current		
• of the current-dependent overload release	A	14 ... 20

Communication:		
Product function / bus-communication		No
Protocol / will be supported		
• AS interface protocol		No
• PROFIBUS DP protocol		No
• PROFINET protocol		No
Product extension / function module for communication		No

Main circuit:		
Number of poles / for main current circuit		3
Number of NC contacts / for main contacts		0
Number of NO contacts / for main contacts		3
Operating voltage / at AC-3 / rated value / maximum	V	690
Operating current		
• at AC-1 / at 400 V / rated value	A	20
• at AC-2 / at 400 V / rated value	A	15.5
• at AC-3 / at 400 V / rated value	A	15.5
• at AC-4 / at 400 V / rated value	A	15.5
Service power		
• at AC-2 / at 400 V / rated value	W	7,500
• at AC-3		
• at 400 V / rated value	W	7,500
• at 500 V / rated value	W	11,000
• at 690 V / rated value	W	15,000
• at AC-4 / at 400 V / rated value	W	7,500
Off-load operating frequency	1/h	5,000
Frequency of operation		

- at AC-1 / according to IEC 60947-6-2 / maximum
- at AC-2 / according to IEC 60947-6-2 / maximum
- at AC-3 / according to IEC 60947-6-2 / maximum
- at AC-4 / according to IEC 60947-6-2 / maximum

1/h	1,000
1/h	1,000
1/h	1,000
1/h	300

Control circuit:

Type of voltage / of the controlled supply voltage		AC
Control supply voltage frequency		
• 1 / rated value	Hz	50
Control supply voltage / 1		
• at 50 Hz / for AC / rated value	V	230
• at 60 Hz / for AC / rated value	V	230
Apparent holding power / of the solenoid / for AC	V·A	9.8
Inductive power factor / with the pull-in power of the coil		0.27

Auxiliary circuit:

Product extension / auxiliary switch		Yes
Number of NC contacts / for auxiliary contacts		1
Number of NO contacts / for auxiliary contacts		1
Number of change-over switches / for auxiliary contacts		0

Inputs/ Outputs:

Number of digital inputs		0
--------------------------	--	---

Short-circuit:

Product function / short circuit protection		Yes
Design of the short-circuit protection		circuit-breakers
Breaking capacity limit short-circuit current (Icu)		
• at 400 V / rated value	A	25,000
• at 500 V / rated value	A	5,000
• at 690 V / rated value	A	2,000

Installation/mounting/dimensions:

Built in orientation		vertical
Type of mounting		for snapping onto 60 mm busbar systems
Width	mm	90
Height	mm	260
Depth	mm	164.9
Center line spacing	mm	60
Distance, to be maintained, to the ranks assembly		
• forwards	mm	10
• backwards	mm	0

• upwards	mm	30
• downwards	mm	30
• sideways	mm	0
Distance, to be maintained, to earthed part		
• forwards	mm	10
• backwards	mm	0
• upwards	mm	30
• downwards	mm	10
• sideways	mm	9
Distance, to be maintained, conductive elements		
• forwards	mm	10
• backwards	mm	0
• upwards	mm	30
• downwards	mm	10
• sideways	mm	9

Connections:

Design of the electrical connection		
• for main current circuit		spring-loaded terminals
• for auxiliary and control current circuit		spring-loaded terminals
Type of the connectable conductor cross-section		
• for main contacts		
• solid		2x (1 ... 10 mm ²)
• stranded		2x (1.0 ... 10 mm ²)
• finely stranded		
• with conductor end processing		2x (1 ... 6 mm ²)
• without conductor final cutting		2x (1 ... 6 mm ²)
• for AWG conductors / for main contacts		2x (18 ... 8)
• for auxiliary contacts		
• solid		2x (0.5 ... 2.5 mm ²)
• finely stranded		
• with conductor end processing		2x (0.5 ... 1.5 mm ²)
• without conductor final cutting		2x (0.5 ... 1.5 mm ²)
• for AWG conductors / for auxiliary contacts		2x (20 ... 14)

Certificates/approvals:

Verification of suitability		CE / UL / CSA / CCC
Varification of suitability / ATEX		No

General Product Approval	For use in hazardous locations	Test Certificates
---------------------------------	---------------------------------------	--------------------------

[ROSTEST](#)



[DEKRA EXAM,](#)
[DMT](#)

[Manufacturer](#)

Shipping Approval

other



ABS



PRS



RINA

[Manufacturer](#)

[other](#)

Safety:

B10 value / with high demand rate

- according to SN 31920

1,000,000

Failure rate (FIT value) / with low demand rate

- according to SN 31920

FIT

250

Proportion of dangerous failures

- with low demand rate / according to SN 31920
- with high demand rate / according to SN 31920

%

40

%

75

T1 value / for proof test interval or service life

- according to IEC 61508

a

10

Protection against electrical shock

finger-safe

Further information:

Information- and Downloadcenter (Catalogs, Brochures,...)

<http://www.siemens.com/industrial-controls/catalogs>

Industry Mall (Online ordering system)

<http://www.siemens.com/industrial-controls/mall>

CAX-Online-Generator

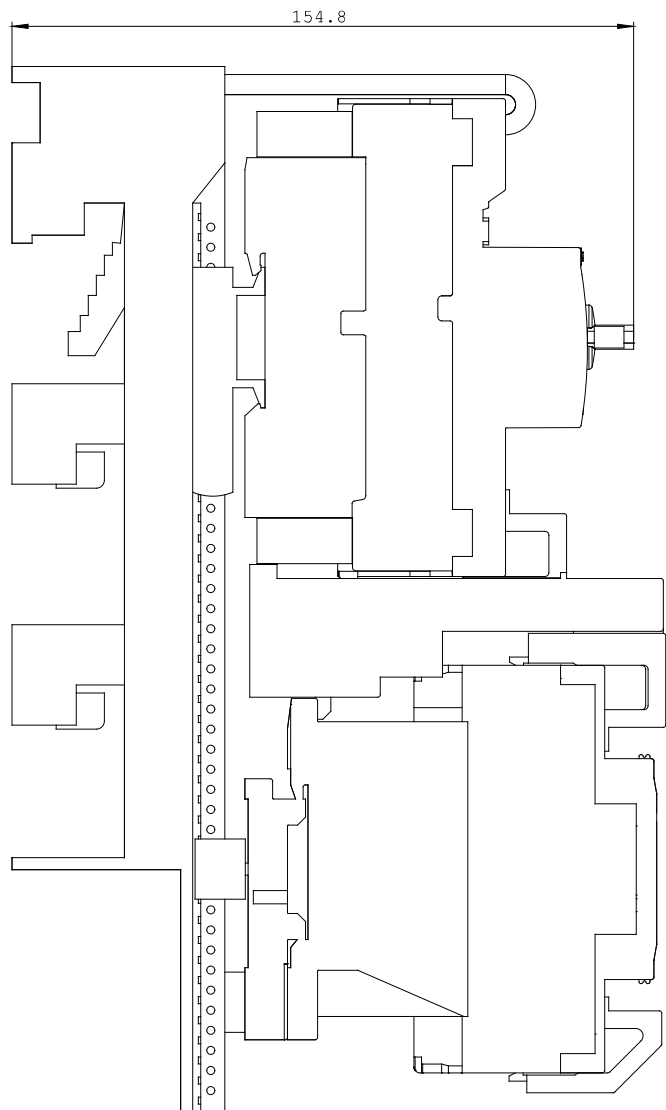
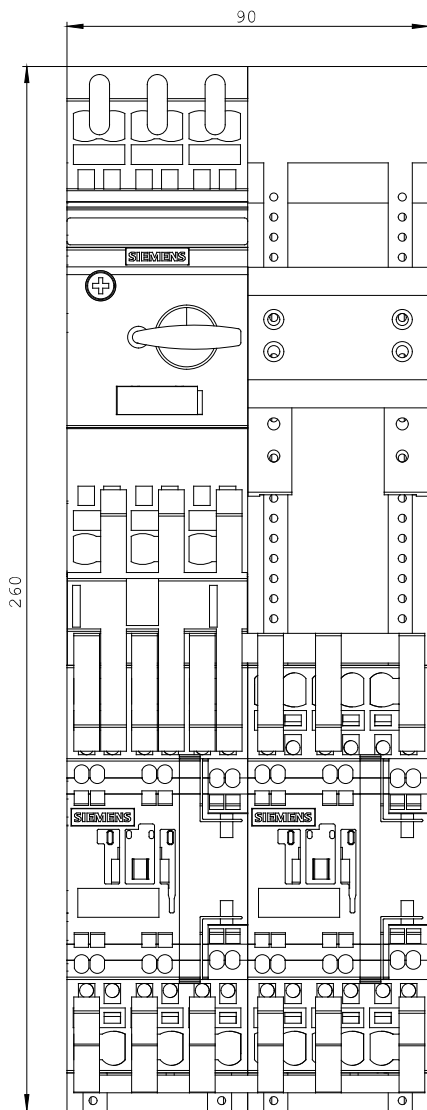
<http://www.siemens.com/cax>

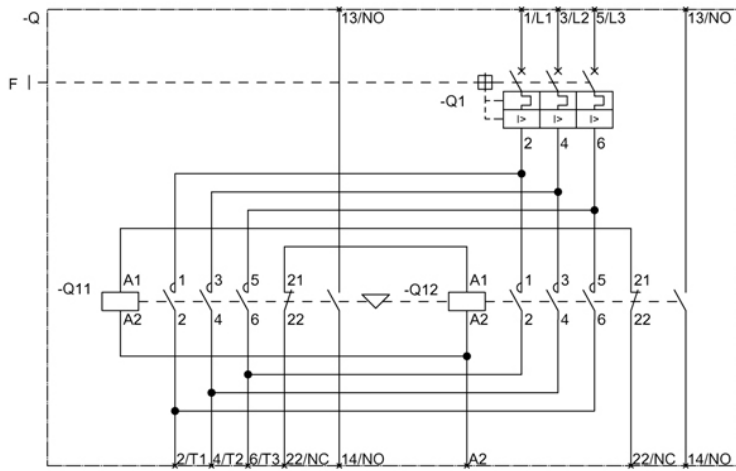
Service&Support (Manuals, Certificates, Characteristics, FAQs,...)

<http://support.automation.siemens.com/WW/view/en/3RA2220-4BH26-0AP0/all>

Image database (product images, 2D dimension drawings, 3D models, device circuit diagrams, ...)

http://www.automation.siemens.com/bilddb/cax_en.aspx?mlfb=3RA2220-4BH26-0AP0





last change:

Oct 24, 2011