



CIRCUIT-BREAKER SZ S00,
FOR STARTER COMBINATION,
RATED CURRENT 3.2A, N-RELEASE 42A,
SCREW CONNECTION, STANDARD SW. CAPACITY

General technical data:

Product brand name		SIRIUS
product designation		3RV2 circuit breaker
Size of the circuit-breaker		S00
Protection class IP / on the front		IP20
Degree of pollution		3
Installation altitude / at a height over sea level / maximum	m	2,000
Ambient temperature		
• during storage	°C	-50 ... 80
• during operating	°C	-20 ... 60
• during transport	°C	-50 ... 80
Resistance against shock		25g / 11 ms
Impulse voltage resistance / rated value	kV	6
Insulation voltage / rated value	V	690
Active power loss / total / typical	W	6.9
Item designation		
• according to DIN 40719 extendable after IEC 204-2 / according to IEC 750		F
• according to DIN EN 61346-2		F
Mechanical operating cycles as operating time		

• of the main contacts / typical		100,000
• of the auxiliary contacts / typical		100,000
Type of the driving mechanism / motor drive		No
Design of the operating mechanism		selector switch
Product function		
• overload protection		No
• phase disturbance recognition		No
Product component		
• auxiliary switch		No
• undervoltage release mechanism		No
• trip indicator		No
Product extension / optional / motor drive		No

Main circuit:		
Number of poles / for main current circuit		3
Operating voltage / at AC-3 / rated value / maximum	V	690
Operating current / at AC-3 / at 400 V / rated value	A	3.2
Service power / at AC-3		
• at 400 V / rated value	W	1,100
• at 500 V / rated value	W	1,500
• at 690 V / rated value	W	2,200
Frequency of operation / at AC-3 / according to IEC 60947-6-2 / maximum	1/h	15
Arrangement of electrical connectors / for main current circuit		Top and bottom
Adjustable response current		
• of the non-delayed short-circuit release	A	42 ... 42
Service power / at AC-3 / at 230 V / rated value	W	550
Continuous current / rated value	A	3.2

Auxiliary circuit:		
Product extension / auxiliary switch		Yes
Number of NC contacts / for auxiliary contacts / instantaneous switching		0
Number of NO contacts / for auxiliary contacts / instantaneous switching		0
Number of change-over switches / for auxiliary contacts		0

Inputs/ Outputs:		
Number of digital inputs		0

Short-circuit:		
Breaking capacity limit short-circuit current (Icu)		

• at 400 V / rated value	A	100,000
• at 500 V / rated value	A	100,000
• at 690 V / rated value	A	10,000
Design of the overcurrent release and short-circuit release		thermomagnetic

Installation/mounting/dimensions:		
Built in orientation		any
Type of mounting		screw and snap-on mounting onto 35 mm standard mounting rail according to DIN EN 60715
Width	mm	45
Height	mm	97
Depth	mm	91
Distance, to be maintained, to the ranks assembly		
• forwards	mm	0
• backwards	mm	0
• upwards	mm	50
• downwards	mm	50
• sideways	mm	0
Distance, to be maintained, to earthed part		
• forwards	mm	0
• backwards	mm	0
• upwards	mm	50
• sideways	mm	30
• downwards	mm	50
Distance, to be maintained, conductive elements		
• forwards	mm	0
• backwards	mm	0
• upwards	mm	50
• downwards	mm	50
• sideways	mm	30

Connections:		
Product function		
• removable terminal for main circuit		No
• removable terminal for auxiliary and control circuit		No
Design of the electrical connection		
• for main current circuit		screw-type terminals
Type of the connectable conductor cross-section		
• for main contacts		
• solid		2x (0.75 ... 2.5 mm ²), 2x (1 ... 4 mm ²)
• stranded		2x (0.75 ... 2.5 mm ²), 2x 4 mm ²

- finely stranded
- with conductor end processing
- for AWG conductors / for main contacts

2x (0.5 ... 1.5 mm²), 2x (0.75 ... 2.5 mm²)
2x (18 ... 14), 2x 12

Certificates/approvals:

Verification of suitability

- für Staubexplosionsschutz für Zone 21/22
- for gas explosion protection for zone 1/2

CE / UL / CSA

no

no

General Product Approval

Test Certificates



CQC



CSA

[ROSTEST](#)



UL

[Manufacturer](#)

Shipping Approval



ABS



GL



LRS



PRS



RINA



RMRS

other

[Manufacturer](#)

[other](#)



VDE

UL/CSA ratings

yielded mechanical performance (hp)

- for single-phase squirrel cage motors
 - at 110/120 V / rated value
 - at 230 V / rated value
- for three-phase squirrel cage motors
 - at 200/208 V / rated value
 - at 220/230 V / rated value
 - at 460/480 V / rated value
 - at 575/600 V / rated value

hp	0.1
hp	0.25
hp	0.5
hp	0.75
hp	1.5
hp	2

Operating current (FLA) / for three-phase squirrel cage motors

- at 480 V / rated value
- at 600 V / rated value

A	3
A	2.7

Safety:

B10 value / with high demand rate

- according to SN 31920

50,000

T1 value / for proof test interval or service life

- according to IEC 61508

a	10
---	----

Failure rate (FIT value) / with low demand rate

• according to SN 31920	FIT	50
Proportion of dangerous failures		
• with low demand rate / according to SN 31920	%	40
• with high demand rate / according to SN 31920	%	40
Protection against electrical shock		finger-safe

Further information:

Information- and Downloadcenter (Catalogs, Brochures,...)

<http://www.siemens.com/industrial-controls/catalogs>

Industry Mall (Online ordering system)

<http://www.siemens.com/industrial-controls/mall>

CAX-Online-Generator

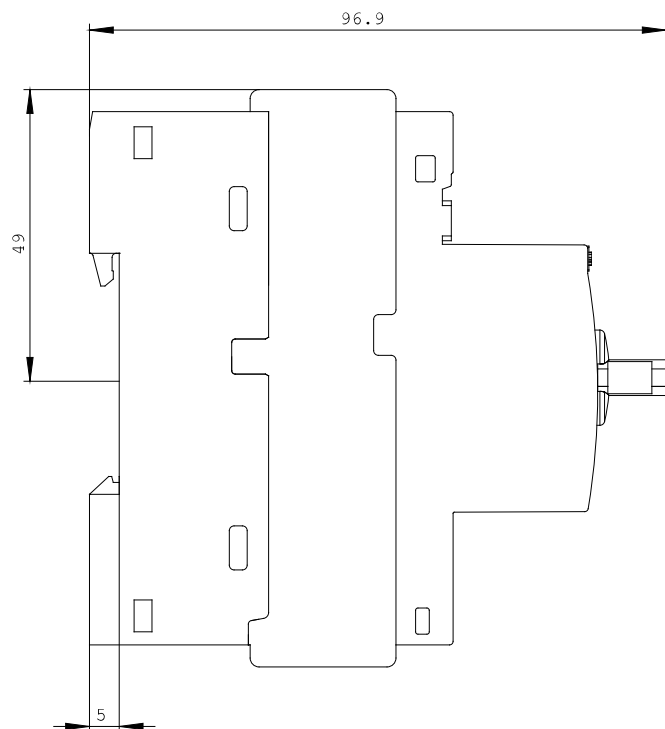
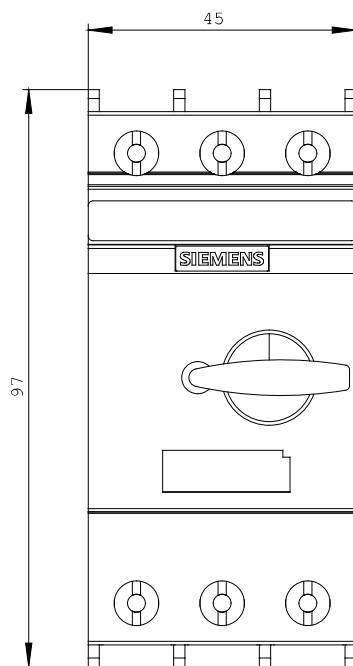
<http://www.siemens.com/cax>

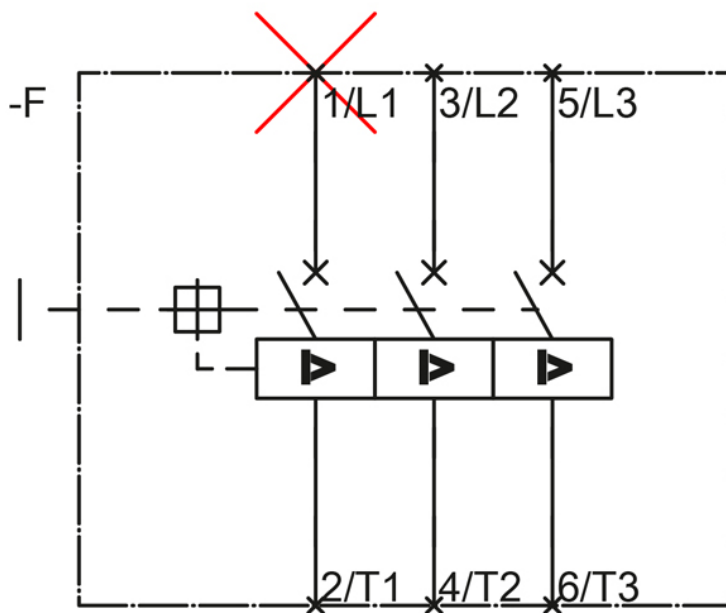
Service&Support (Manuals, Certificates, Characteristics, FAQs,...)

<http://support.automation.siemens.com/WW/view/en/3RV2311-1DC10/all>

Image database (product images, 2D dimension drawings, 3D models, device circuit diagrams, ...)

http://www.automation.siemens.com/bilddb/cax_en.aspx?mlfb=3RV2311-1DC10





last change:

Oct 17, 2011