



CIRCUIT-BREAKER SZ S00,  
FOR MOTOR PROTECTION, CLASS 10,  
A-RELEASE 3.5...5A, N-RELEASE 65A,  
RING CABLE LUG CONNECTION,  
STANDARD SW. CAPACITY

### General technical data:

Product brand name		SIRIUS
product designation		3RV2 circuit breaker
Size of the circuit-breaker		S00
Trip class		CLASS 10
Protection class IP / on the front		IP00
Degree of pollution		3
Installation altitude / at a height over sea level / maximum	m	2,000
Ambient temperature		
• during storage	°C	-50 ... 80
• during operating	°C	-20 ... 60
• during transport	°C	-50 ... 80
Resistance against shock		25g / 11 ms
Impulse voltage resistance / rated value	kV	6
Insulation voltage / rated value	V	690
Active power loss / total / typical	W	7
Item designation		
• according to DIN 40719 extendable after IEC 204-2 / according to IEC 750		F
• according to DIN EN 61346-2		F

<b>Mechanical operating cycles as operating time</b>		
• of the main contacts / typical		100,000
• of the auxiliary contacts / typical		100,000
<b>Type of the driving mechanism / motor drive</b>		No
<b>Design of the operating mechanism</b>		selector switch
<b>Product function</b>		
• overload protection		Yes
• phase disturbance recognition		Yes
<b>Product component</b>		
• auxiliary switch		No
• undervoltage release mechanism		No
• trip indicator		No
<b>Product extension / optional / motor drive</b>		No

<b>Main circuit:</b>		
<b>Number of poles / for main current circuit</b>		3
<b>Operating voltage / at AC-3 / rated value / maximum</b>	V	690
<b>Operating current / at AC-3 / at 400 V / rated value</b>	A	4.9
<b>Service power / at AC-3</b>		
• at 400 V / rated value	W	2,200
• at 500 V / rated value	W	2,200
• at 690 V / rated value	W	4,000
<b>Frequency of operation / at AC-3 / according to IEC 60947-6-2 / maximum</b>	1/h	15
<b>Arrangement of electrical connectors / for main current circuit</b>		Top and bottom
<b>Adjustable response current</b>		
• of the non-delayed short-circuit release	A	65 ... 65
• of the current-dependent overload release	A	3.5 ... 5
<b>Service power / at AC-3 / at 230 V / rated value</b>	W	1,100
<b>Continuous current / rated value</b>	A	5

<b>Auxiliary circuit:</b>		
<b>Product extension / auxiliary switch</b>		Yes
<b>Number of NC contacts / for auxiliary contacts / instantaneous switching</b>		0
<b>Number of NO contacts / for auxiliary contacts / instantaneous switching</b>		0
<b>Number of change-over switches / for auxiliary contacts</b>		0

<b>Inputs/ Outputs:</b>		
<b>Number of digital inputs</b>		0

**Short-circuit:****Breaking capacity limit short-circuit current (I<sub>cu</sub>)**

- at 400 V / rated value
- at 500 V / rated value
- at 690 V / rated value

A	100,000
A	100,000
A	6,000

**Design of the overcurrent release and short-circuit release**

thermomagnetic

**Installation/mounting/dimensions:****Built in orientation**

any

**Type of mounting**

screw and snap-on mounting onto 35 mm standard mounting rail according to DIN EN 60715

**Width**

mm 45

**Height**

mm 97

**Depth**

mm 91

**Distance, to be maintained, to the ranks assembly**

- forwards
- backwards
- upwards
- downwards
- sideways

mm	0
mm	0
mm	50
mm	50
mm	0

**Distance, to be maintained, to earthed part**

- forwards
- backwards
- upwards
- sideways
- downwards

mm	0
mm	0
mm	50
mm	30
mm	50

**Distance, to be maintained, conductive elements**

- forwards
- backwards
- upwards
- downwards
- sideways

mm	0
mm	0
mm	50
mm	50
mm	30

**Connections:****Product function**

- removable terminal for main circuit
- removable terminal for auxiliary and control circuit


No  
No**Design of the electrical connection**

- for main current circuit

ring cable connection

**Certificates/approvals:**

<b>Verification of suitability</b>		CE / UL / CSA
• für Staubexplosionsschutz für Zone 21/22		no
• for gas explosion protection for zone 1/2		no

<b>General Product Approval</b>		<b>For use in hazardous locations</b>
		<a href="#">ROSTEST</a>
CQC	CSA	UL
		<a href="#">DEKRA EXAM, DMT</a>

<b>Test Certificates</b>	
<a href="#">Manufacturer</a>	<a href="#">other</a>

<b>Shipping Approval</b>					
					
ABS	GL	LRS	PRS	RINA	RMRS

<b>other</b>	
<a href="#">Manufacturer</a>	<a href="#">other</a>
	
	VDE

## UL/CSA ratings

<b>yielded mechanical performance (hp)</b>		
• for single-phase squirrel cage motors		
• at 110/120 V / rated value	hp	0.167
• at 230 V / rated value	hp	0.5
• for three-phase squirrel cage motors		
• at 200/208 V / rated value	hp	1
• at 220/230 V / rated value	hp	1
• at 460/480 V / rated value	hp	3
• at 575/600 V / rated value	hp	3
<b>Operating current (FLA) / for three-phase squirrel cage motors</b>		
• at 480 V / rated value	A	4.8
• at 600 V / rated value	A	3.9

<b>Safety:</b>		
<b>B10 value / with high demand rate</b>		
• according to SN 31920		50,000
<b>T1 value / for proof test interval or service life</b>		
• according to IEC 61508	a	10
<b>Failure rate (FIT value) / with low demand rate</b>		
• according to SN 31920	FIT	50
<b>Proportion of dangerous failures</b>		
• with low demand rate / according to SN 31920	%	40

- with high demand rate / according to SN 31920

Protection against electrical shock

%	40
	finger-safe

#### Further information:

##### Information- and Downloadcenter (Catalogs, Brochures,...)

<http://www.siemens.com/industrial-controls/catalogs>

##### Industry Mall (Online ordering system)

<http://www.siemens.com/industrial-controls/mall>

##### CAX-Online-Generator

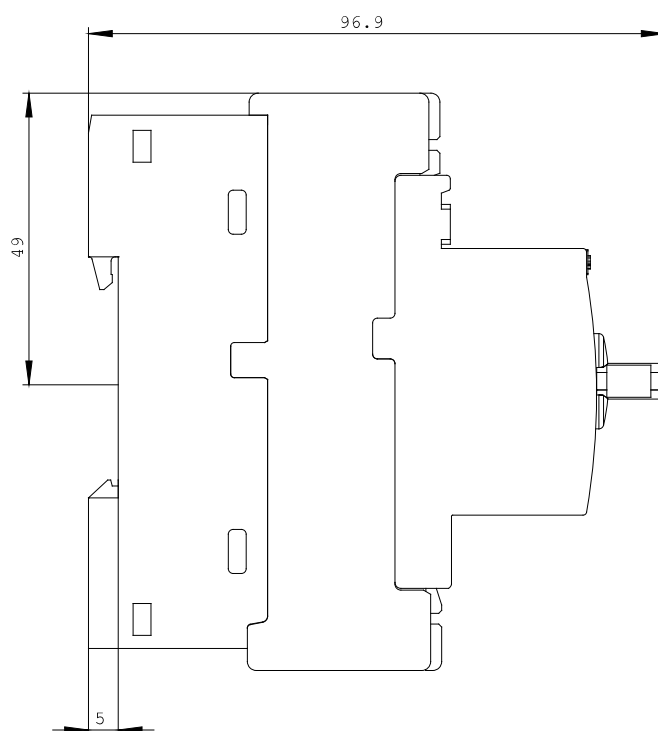
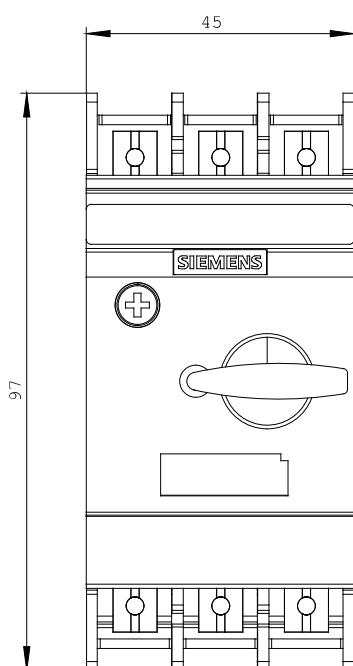
<http://www.siemens.com/cax>

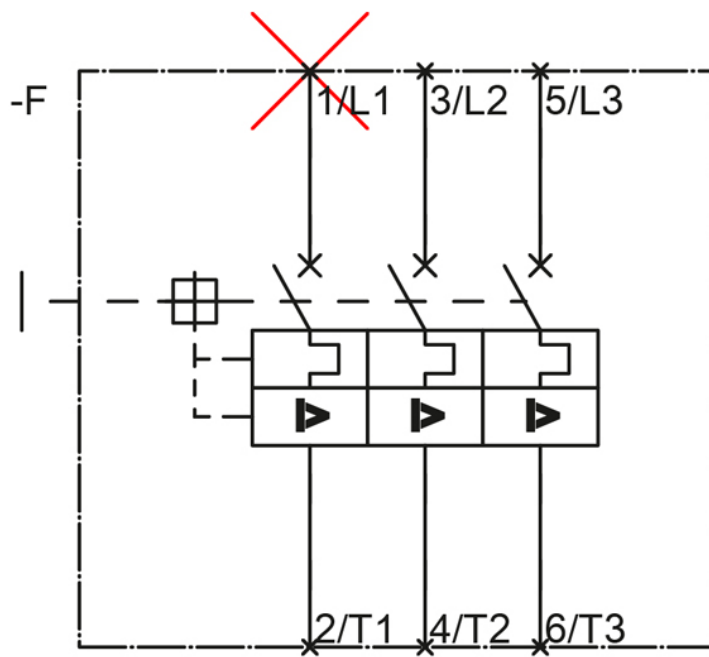
##### Service&Support (Manuals, Certificates, Characteristics, FAQs,...)

<http://support.automation.siemens.com/WW/view/en/3RV2011-1FA40/all>

##### Image database (product images, 2D dimension drawings, 3D models, device circuit diagrams, ...)

[http://www.automation.siemens.com/bilddb/cax\\_en.aspx?mlfb=3RV2011-1FA40](http://www.automation.siemens.com/bilddb/cax_en.aspx?mlfb=3RV2011-1FA40)





last change:

Oct 24, 2011