



CIRCUIT-BREAKER SZ S00,
FOR MOTOR PROTECTION, CLASS 10,
A-RELEASE 4.5...6.3A,
N-RELEASE 82A RING CABLE LUG CONNECTION,
STANDARD SW. CAPACITY

General technical data:

| | | |
|--|----|----------------------|
| Product brand name | | SIRIUS |
| product designation | | 3RV2 circuit breaker |
| Size of the circuit-breaker | | S00 |
| Trip class | | CLASS 10 |
| Protection class IP / on the front | | IP00 |
| Degree of pollution | | 3 |
| Installation altitude / at a height over sea level / maximum | m | 2,000 |
| Ambient temperature | | |
| • during storage | °C | -50 ... 80 |
| • during operating | °C | -20 ... 60 |
| • during transport | °C | -50 ... 80 |
| Resistance against shock | | 25g / 11 ms |
| Impulse voltage resistance / rated value | kV | 6 |
| Insulation voltage / rated value | V | 690 |
| Active power loss / total / typical | W | 6.7 |
| Item designation | | |
| • according to DIN 40719 extendable after IEC 204-2 / according to IEC 750 | | F |
| • according to DIN EN 61346-2 | | F |

| | | |
|--|--|-----------------|
| Mechanical operating cycles as operating time | | |
| • of the main contacts / typical | | 100,000 |
| • of the auxiliary contacts / typical | | 100,000 |
| Type of the driving mechanism / motor drive | | No |
| Design of the operating mechanism | | selector switch |
| Product function | | |
| • overload protection | | Yes |
| • phase disturbance recognition | | Yes |
| Product component | | |
| • auxiliary switch | | No |
| • undervoltage release mechanism | | No |
| • trip indicator | | No |
| Product extension / optional / motor drive | | No |

| | | |
|--|-----|----------------|
| Main circuit: | | |
| Number of poles / for main current circuit | | 3 |
| Operating voltage / at AC-3 / rated value / maximum | V | 690 |
| Operating current / at AC-3 / at 400 V / rated value | A | 4.9 |
| Service power / at AC-3 | | |
| • at 400 V / rated value | W | 2,200 |
| • at 500 V / rated value | W | 3,000 |
| • at 690 V / rated value | W | 4,000 |
| Frequency of operation / at AC-3 / according to IEC 60947-6-2 / maximum | 1/h | 15 |
| Arrangement of electrical connectors / for main current circuit | | Top and bottom |
| Adjustable response current | | |
| • of the non-delayed short-circuit release | A | 82 ... 82 |
| • of the current-dependent overload release | A | 4.5 ... 6.3 |
| Service power / at AC-3 / at 230 V / rated value | W | 1,500 |
| Continuous current / rated value | A | 6.3 |

| | | |
|---|--|-----|
| Auxiliary circuit: | | |
| Product extension / auxiliary switch | | Yes |
| Number of NC contacts / for auxiliary contacts / instantaneous switching | | 0 |
| Number of NO contacts / for auxiliary contacts / instantaneous switching | | 0 |
| Number of change-over switches / for auxiliary contacts | | 0 |

| | | |
|---------------------------------|--|---|
| Inputs/ Outputs: | | |
| Number of digital inputs | | 0 |

Short-circuit:**Breaking capacity limit short-circuit current (I_{cu})**

- at 400 V / rated value
- at 500 V / rated value
- at 690 V / rated value

| | |
|---|---------|
| A | 100,000 |
| A | 100,000 |
| A | 6,000 |

Design of the overcurrent release and short-circuit release

thermomagnetic

Installation/mounting/dimensions:**Built in orientation**

any

Type of mounting

screw and snap-on mounting onto 35 mm standard mounting rail according to DIN EN 60715

Width

mm 45

Height

mm 97

Depth

mm 91

Distance, to be maintained, to the ranks assembly

- forwards
- backwards
- upwards
- downwards
- sideways

| | |
|----|----|
| mm | 0 |
| mm | 0 |
| mm | 50 |
| mm | 50 |
| mm | 0 |

Distance, to be maintained, to earthed part

- forwards
- backwards
- upwards
- sideways
- downwards

| | |
|----|----|
| mm | 0 |
| mm | 0 |
| mm | 50 |
| mm | 30 |
| mm | 50 |

Distance, to be maintained, conductive elements

- forwards
- backwards
- upwards
- downwards
- sideways

| | |
|----|----|
| mm | 0 |
| mm | 0 |
| mm | 50 |
| mm | 50 |
| mm | 30 |

Connections:**Product function**

- removable terminal for main circuit
- removable terminal for auxiliary and control circuit

No
No**Design of the electrical connection**

- for main current circuit

ring cable connection


Certificates/approvals:

| | | |
|---|--|---------------|
| Verification of suitability | | CE / UL / CSA |
| • für Staubexplosionsschutz für Zone 21/22 | | no |
| • for gas explosion protection for zone 1/2 | | no |

| | | |
|---|---|---------------------------------------|
| General Product Approval | | For use in hazardous locations |
|  |  | ROSTEST |
| CQC | CSA | UL |
| | | DEKRA EXAM, DMT |

| | |
|------------------------------|-----------------------|
| Test Certificates | |
| Manufacturer | other |

| | | | | | |
|---|---|---|---|---|---|
| Shipping Approval | | | | | |
|  |  |  |  |  |  |
| ABS | GL | LRS | PRS | RINA | RMRS |

| | |
|------------------------------|---|
| other | |
| Manufacturer | other |
| |  |
| | VDE |

UL/CSA ratings

| | | |
|---|----|------|
| yielded mechanical performance (hp) | | |
| • for single-phase squirrel cage motors | | |
| • at 110/120 V / rated value | hp | 0.25 |
| • at 230 V / rated value | hp | 0.5 |
| • for three-phase squirrel cage motors | | |
| • at 200/208 V / rated value | hp | 1 |
| • at 220/230 V / rated value | hp | 1.5 |
| • at 460/480 V / rated value | hp | 3 |
| • at 575/600 V / rated value | hp | 5 |
| Operating current (FLA) / for three-phase squirrel cage motors | | |
| • at 480 V / rated value | A | 4.8 |
| • at 600 V / rated value | A | 6.1 |

| | | |
|---|-----|--------|
| Safety: | | |
| B10 value / with high demand rate | | |
| • according to SN 31920 | | 50,000 |
| T1 value / for proof test interval or service life | | |
| • according to IEC 61508 | a | 10 |
| Failure rate (FIT value) / with low demand rate | | |
| • according to SN 31920 | FIT | 50 |
| Proportion of dangerous failures | | |
| • with low demand rate / according to SN 31920 | % | 40 |

- with high demand rate / according to SN 31920

| | |
|-------------------------------------|-------------|
| % | 40 |
| Protection against electrical shock | finger-safe |

Further information:

Information- and Downloadcenter (Catalogs, Brochures,...)

<http://www.siemens.com/industrial-controls/catalogs>

Industry Mall (Online ordering system)

<http://www.siemens.com/industrial-controls/mall>

CAX-Online-Generator

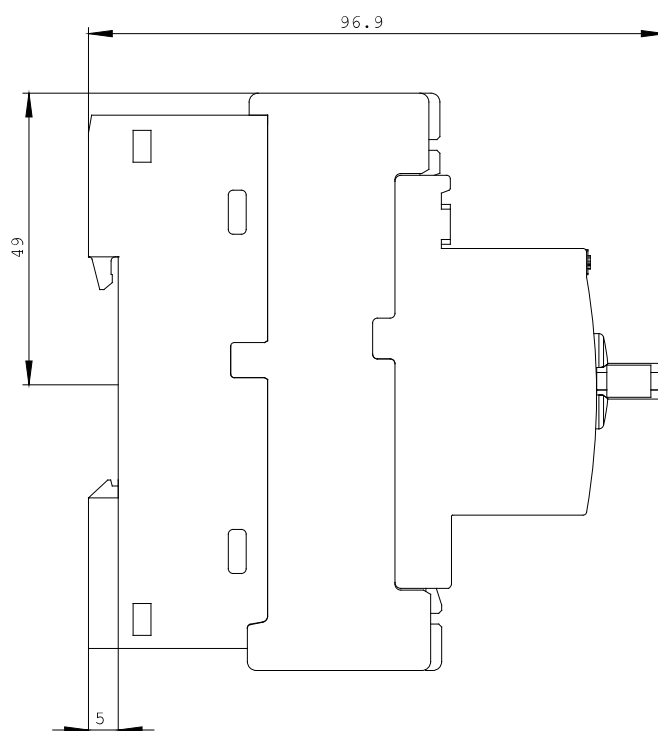
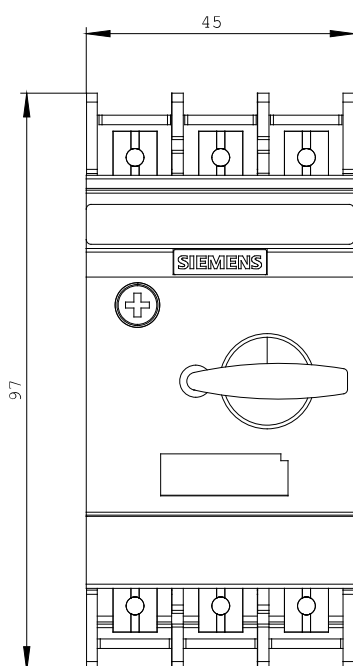
<http://www.siemens.com/cax>

Service&Support (Manuals, Certificates, Characteristics, FAQs,...)

<http://support.automation.siemens.com/WW/view/en/3RV2011-1GA40/all>

Image database (product images, 2D dimension drawings, 3D models, device circuit diagrams, ...)

http://www.automation.siemens.com/bilddb/cax_en.aspx?mlfb=3RV2011-1GA40





last change:

Oct 17, 2011