



CIRCUIT-BREAKER SIZE S00,
FOR MOTOR PROTECTION, CLASS 10,
A-REL.0.35...0.5A,
N-REL.6.5A SCREW TERMINAL,
STANDARD SWITCHING CAPACITY

General technical data:

Product brand name		SIRIUS
product designation		circuit breaker
Size of the circuit-breaker		S00
Trip class		CLASS 10
Degree of pollution		3
Installation altitude / at a height over sea level / maximum	m	2,000
Protection class IP / on the front		IP20
Ambient temperature		
• during storage	°C	-50 ... +80
• during operating	°C	-20 ... +70
• during transport	°C	80 ... -50
Resistance against shock		25g / 11 ms
Insulation voltage / rated value	V	690
Impulse voltage resistance / rated value	V	6,000
Active power loss / total / typical	W	5
Item designation		
• according to DIN 40719 extendable after IEC 204-2 / according to IEC 750		Q
• according to DIN EN 61346-2		Q

Mechanical operating cycles as operating time / of the main contacts / typical		100,000
Type of the driving mechanism / motor drive		No
Design of the operating mechanism		rocker
Product function		
• overload protection		Yes
• phase disturbance recognition		Yes
Product component		
• auxiliary switch		No
• undervoltage release mechanism		No
• trip indicator		No
Product extension / optional / motor drive		No

Main circuit:		
Number of poles / for main current circuit		3
type of voltage		AC/DC
Operating voltage / at AC-3 / rated value / maximum	V	690
Operating current / at AC-3 / at 400 V / rated value	A	0.5
Service power / at AC-3		
• at 400 V / rated value	kW	0.12
Frequency of operation / at AC-3 / according to IEC 60947-6-2 / maximum	1/h	15
Arrangement of electrical connectors / for main current circuit		front side
Adjustable response current		
• of the non-delayed short-circuit release	A	6.5 ... 6.5
Adjustable response current		
• of the current-dependent overload release	A	0.35 ... 0.5
Continuous current / rated value	A	0.5
Product extension / auxiliary switch		Yes

Auxiliary circuit:		
Number of NC contacts / for auxiliary contacts / instantaneous switching		0
Number of NO contacts / for auxiliary contacts / instantaneous switching		0
Number of change-over switches / for auxiliary contacts		0

Inputs/ Outputs:		
Number of digital inputs		0












Short-circuit:		
Breaking capacity limit short-circuit current (Icu)		
• at 400 V / rated value	kA	100

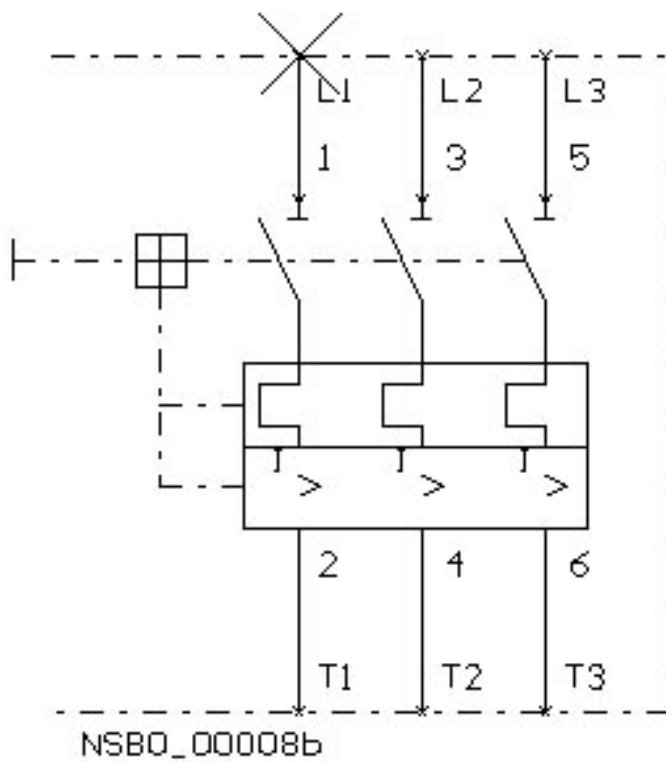
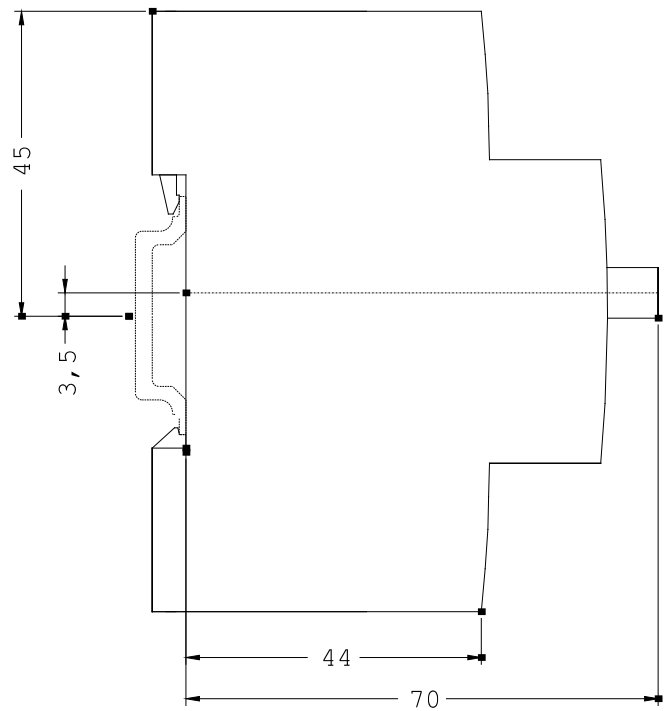
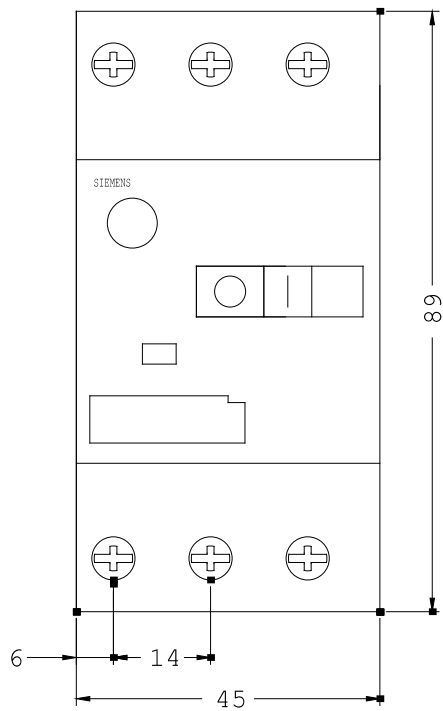
• at 500 V / rated value	kA	100
• at 690 V / rated value	kA	100
Design of the electrical connection / for auxiliary and control current circuit		screw-type terminals
Design of the overcurrent release and short-circuit release		thermomagnetic

Installation/mounting/dimensions:		
Built in orientation		any
Type of mounting		screw and snap-on mounting onto 35 mm standard mounting rail according to DIN EN 50022
Width	mm	45
Height	mm	90
Depth	mm	81
Distance, to be maintained, to the ranks assembly		
• backwards	mm	0
• sideways	mm	0
Product function / removable terminal for auxiliary and control circuit		No

Connections:		
Design of the electrical connection		screw-type terminals
• for main current circuit		
Type of the connectable conductor cross-section		
• for main contacts		
• solid		2x (0.5 ... 1.5 mm ²), 2x (0.75 ... 2.5 mm ²)
• stranded		2x (0.5 ... 1.5 mm ²), 2x (0.75 ... 2.5 mm ²)
• finely stranded		
• with conductor end processing		2x (0.5 ... 1.5 mm ²), 2x (0.75 ... 2.5 mm ²)
• for AWG conductors / for main contacts		2x (18 ... 14)
Conductor cross section that can be connected / for main contacts		
• solid	mm ²	0.5 ... 2.5
• stranded	mm ²	0.5 ... 2.5
• stranded wire		
• with conductor end processing	mm ²	0.5 ... 2.5
AWG number / as coded connectable conductor cross-section		
• for main contacts		18 ... 14

Certificates/approvals:		
-------------------------	--	--

General Product Approval					For use in hazardous locations
		KETI	ROSTEST		DEKRA EXAM, DMT
CQC	CSA			UL	
Test Certificates					
Manufacturer					
Shipping Approval					
					
ABS	BUREAU VERITAS	DNV	GL	LRS	PRS
Shipping Approval		other			
		Manufacturer	other		
RINA	RMRS				
Safety:					
Protection against electrical shock				finger-safe	
Further information:					
Information- and Downloadcenter (Catalogs, Brochures,...)					
http://www.siemens.com/industrial-controls/catalogs					
Industry Mall (Online ordering system)					
http://www.siemens.com/industrial-controls/mall					
CAx-Online-Generator					
http://www.siemens.com/cax					
Service&Support (Manuals, Certificates, Characteristics, FAQs,...)					
http://support.automation.siemens.com/WW/view/en/3RV1011-0FA10/all					
Image database (product images, 2D dimension drawings, 3D models, device circuit diagrams, ...)					
http://www.automation.siemens.com/bilddb/cax_en.aspx?mlfb=3RV1011-0FA10					



last change:

Dec 24, 2011