



SAFETY POSITION SWITCHES WITH SOLENOID INTERLOCKING LOCK. FORCE 1300N,5 APPR. DIR. PLASTIC ENCLOSURE,3X(M20X1.5) SPRING-LOCKED, AUXILIARY RELEASE ON FRONT MAGNET VOLTAGE 230V AC, MONITOR. OF ACTUATOR 2NC/1NO, MONITOR. OF MAGNET 2NC/1NO LEDS YELLOW/GREEN DELIVERY WITHOUT ACTUATOR. PLEASE ORDER SEPARATELY.

General technical details:

| | | |
|--|---|---------|
| Supply voltage | | |
| • of the magnet coil | V | 230 |
| Type of voltage / of the supply voltage | | |
| • of the optional LED display | | AC |
| Relative ON period | | |
| • of the magnet coil | % | 100 |
| Recorded real power | | |
| • of the magnet coil | W | 3.5 |
| Insulation voltage | | |
| • rated value | V | 250 |
| Degree of pollution | | class 3 |
| Thermal current | A | 6 |
| Operating current | | |
| • at AC-15 | | |
| • at 24 V / rated value | A | 6 |
| • at 125 V / rated value | A | 3 |
| • at 230 V / rated value | A | 1.5 |
| • at DC-13 | | |
| • at 24 V / rated value | A | 3 |

| | | |
|---|-----|--------------------------|
| • at 125 V / rated value | A | 0.55 |
| • at 230 V / rated value | A | 0.27 |
| Continuous current | | |
| • of the slow DIAZED fuse link | A | 6 |
| • of the quick DIAZED fuse link | A | 10 |
| • of the C characteristic circuit breaker | A | 0.5 |
| Mechanical operating cycles as operating time / typical | | 1,000,000 |
| Electrical operating cycles as operating time | | |
| • with contactor 3RH11, 3RT1016, 3RT1017, 3RT1024, 3RT1025, 3RT1026 / typical | | 1,000,000 |
| Electrical operating cycles in one hour | | |
| • with contactor 3RH11, 3RT1016, 3RT1017, 3RT1024, 3RT1025, 3RT1026 | | 6,000 |
| Repeat accuracy | mm | 0.05 |
| Design of the contact element | | slow-action contacts |
| Number of NC contacts | | |
| • for the position surveillance of the locking element | | 2 |
| Number of NC contacts | | |
| • for the position surveillance of the activation element | | 2 |
| Number of NO contacts | | |
| • for the position surveillance of the locking element | | 1 |
| Number of NO contacts | | |
| • for the position surveillance of the activation element | | 1 |
| Design of the switching function | | positive opening |
| Resistance against vibration | | 0.35 mm / 5g |
| Resistance against shock | | 30g / 11 ms |
| Ambient temperature | | |
| • during operating | °C | -25 ... +60 |
| • during storage | °C | -40 ... +80 |
| Width of the sensor | mm | 54 |
| material | | |
| • of the housing | | plastic |
| Material / of the housing / of the switch head | | plastic |
| Design of the operating mechanism | | 5 directions of approach |
| Actuating speed | m/s | 0.4 ... 1.5 |
| Minimum actuating force | N | 30 |
| Protection class IP | | IP66/IP67 |
| Built in orientation | | any |
| Cable gland version | | 3 x (M20 x 1.5) |
| Design of the electrical connection | | screw-type terminals |

Item designation

- according to DIN 40719 extendable after IEC 204-2 / according to IEC 750
- according to DIN EN 61346-2

S

B

Certificates/approvals:**General Product Approval****Functional Safety /
Safety of
Machinery**

CQC



CSA


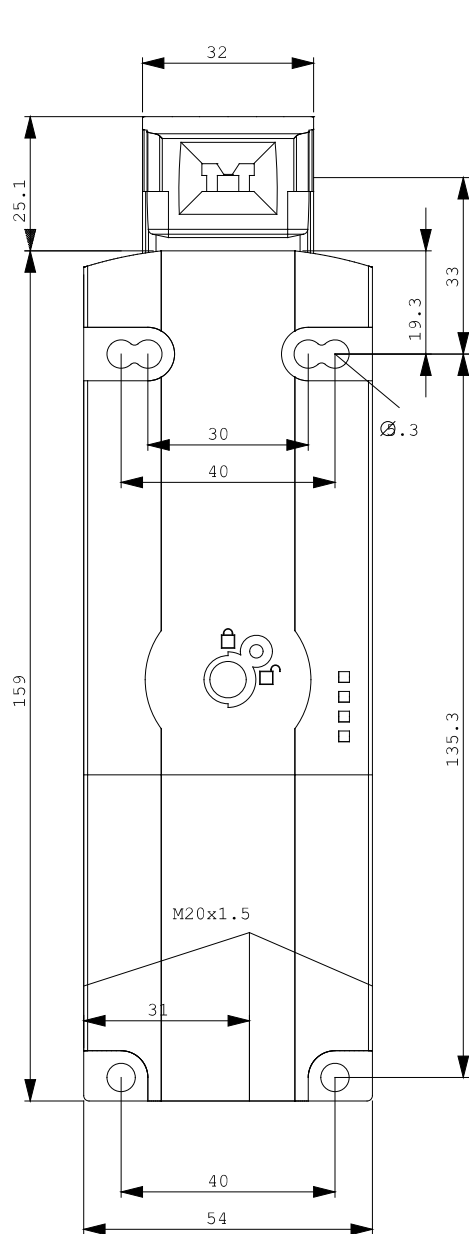
[ROSTEST](#)

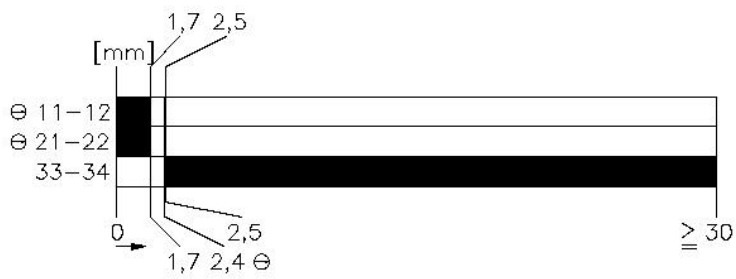
UL



VDE

[TÜV](#)**Test Certificates****other**[Manufacturer](#)[Manufacturer](#)**Further information:****Information- and Downloadcenter (Catalogs, Brochures,...)**<http://www.siemens.com/industrial-controls/catalogs>**Industry Mall (Online ordering system)**<http://www.siemens.com/industrial-controls/mall>**CAX-Online-Generator**<http://www.siemens.com/cax>**Service&Support (Manuals, Certificates, Characteristics, FAQs,...)**<http://support.automation.siemens.com/WW/view/en/3SE5322-3SD23/all>**Image database (product images, 2D dimension drawings, 3D models, device circuit diagrams, ...)**http://www.automation.siemens.com/bilddb/cax_en.aspx?mlfb=3SE5322-3SD23





last change:

Nov 28, 2011