



SIRIUS POSITION SWITCH;  
PLASTIC HOUSING ACC. TO EN50047,  
31MM DEVICE CONNECTION 1X (M20X1.5);  
1NO/2NC SNAP-ACTION CONTACTS ROLLER LEVER W.  
PLASTIC ROLLER 13MM

|   |  |                               |
|---|--|-------------------------------|
| <b>Manufacturer article number</b> <ul style="list-style-type: none"><li>• of the basic unit included in the scope of supply</li><li>• of the actuator head for position switches included in the scope of supply</li></ul> |  | <a href="#">3SE5232-0LC05</a> |
|   |  | <a href="#">3SE5000-0AE10</a> |

General technical details:

|  |   |                                    |
|--|---|------------------------------------|
| <b>product designation</b>   |   | standard position switch           |
| <b>Insulation voltage</b> <ul style="list-style-type: none"><li>• rated value</li></ul>  | V | 400                                |
| <b>Degree of pollution</b>   |   | class 3                            |
| <b>Thermal current</b>   | A | 6                                  |
| <b>Operating current</b> <ul style="list-style-type: none"><li>• at AC-15<ul style="list-style-type: none"><li>• at 24 V / rated value</li><li>• at 125 V / rated value</li><li>• at 230 V / rated value</li></ul></li><li>• at DC-13<ul style="list-style-type: none"><li>• at 24 V / rated value</li><li>• at 125 V / rated value</li><li>• at 230 V / rated value</li></ul></li></ul> | A | 6<br>6<br>1.5<br>3<br>0.55<br>0.27 |
| <b>Continuous current</b> <ul style="list-style-type: none"><li>• of the slow DIAZED fuse link</li></ul>   | A | 6                                  |

|   |            |                             |
|---|------------|-----------------------------|
| • of the quick DIAZED fuse link   | A          | 10                          |
| • of the C characteristic circuit breaker                                     | A          | 1                           |
| <b>Mechanical operating cycles as operating time</b>                          |            |                             |
| • typical   |            | 15,000,000                  |
| <b>Electrical operating cycles as operating time</b>                          |            |                             |
| • with contactor 3RH11, 3RT1016, 3RT1017, 3RT1024, 3RT1025, 3RT1026 / typical |            | 10,000,000                  |
| • at AC-15 / at 230 V / typical   |            | 100,000                     |
| <b>Electrical operating cycles in one hour</b>                                |            |                             |
| • with contactor 3RH11, 3RT1016, 3RT1017, 3RT1024, 3RT1025, 3RT1026           |            | 6,000                       |
| <b>Repeat accuracy</b>  | mm         | 0.05                        |
| <b>Design of the contact element</b>  |            | snap-action contacts        |
| <b>Number of NC contacts</b>  |            |                             |
| • for auxiliary contacts  |            | 2                           |
| <b>Design of the switching function</b>                                       |            | positive opening            |
| <b>Number of NO contacts</b>  |            |                             |
| • for auxiliary contacts  |            | 1                           |
| <b>Resistance against vibration</b>   |            | 0.35 mm / 5g                |
| <b>Resistance against shock</b>   |            | 30g / 11 ms                 |
| <b>Ambient temperature</b>  |            |                             |
| • during operating  | °C         | -25 ... 85                  |
| • during storage  | °C         | -40 ... 90                  |
| <b>Product specification</b>  |            |                             |
| • for dimensions  |            | EN 50047                    |
| <b>Width of the sensor</b>  | mm         | 31                          |
| <b>material</b>   |            |                             |
| • of the housing  |            | plastic                     |
| <b>Material / of the housing / of the switch head</b>                         |            | plastic                     |
| <b>Design of the operating mechanism</b>                                      |            | metal lever, plastic roller |
| <b>Actuating speed</b>  | mm/s / m/s | 0.1 ... 1                   |
| <b>Minimum actuating force / in activation direction</b>                      | N          | 10                          |
| <b>Protection class IP</b>  |            | IP65                        |
| <b>Built in orientation</b>   |            | any                         |
| <b>Cable gland version</b>  |            | 1x (M20 x 1.5)              |
| <b>Design of the electrical connection</b>                                    |            | screw-type terminals        |
| <b>Item designation</b>   |            |                             |
| • according to DIN 40719 extendable after IEC 204-2                           |            | S                           |
| • according to DIN EN 61346-2   |            | B                           |

## Certificates/approvals:

### General Product Approval



CQC

[ROSTEST](#)



UL



VDE

### Functional Safety / Safety of Machinery

[TÜV](#)

### Test Certificates

### other

[Manufacturer](#)

[other](#)

[Manufacturer](#)

## Further information:

### Information- and Downloadcenter (Catalogs, Brochures,...)

<http://www.siemens.com/industrial-controls/catalogs>

### Industry Mall (Online ordering system)

<http://www.siemens.com/industrial-controls/mall>

### CAX-Online-Generator

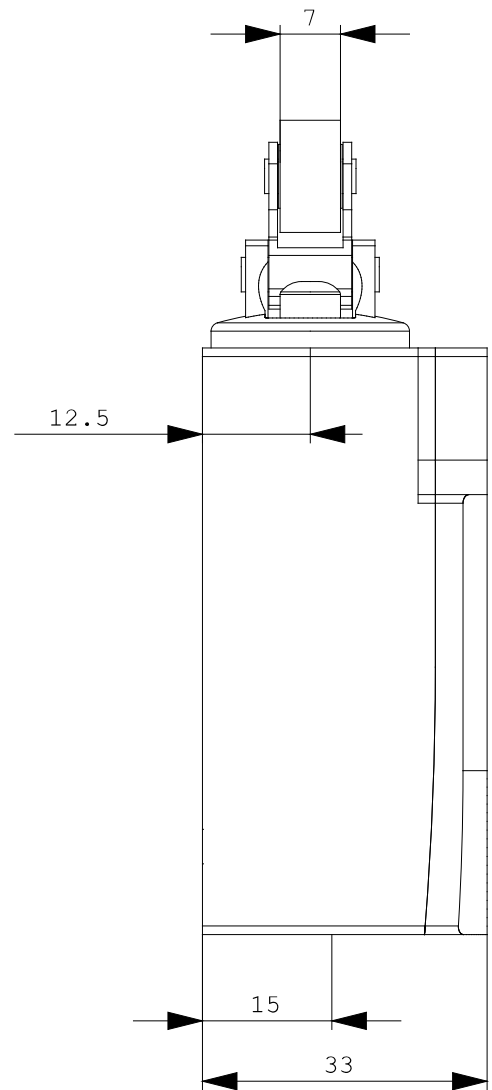
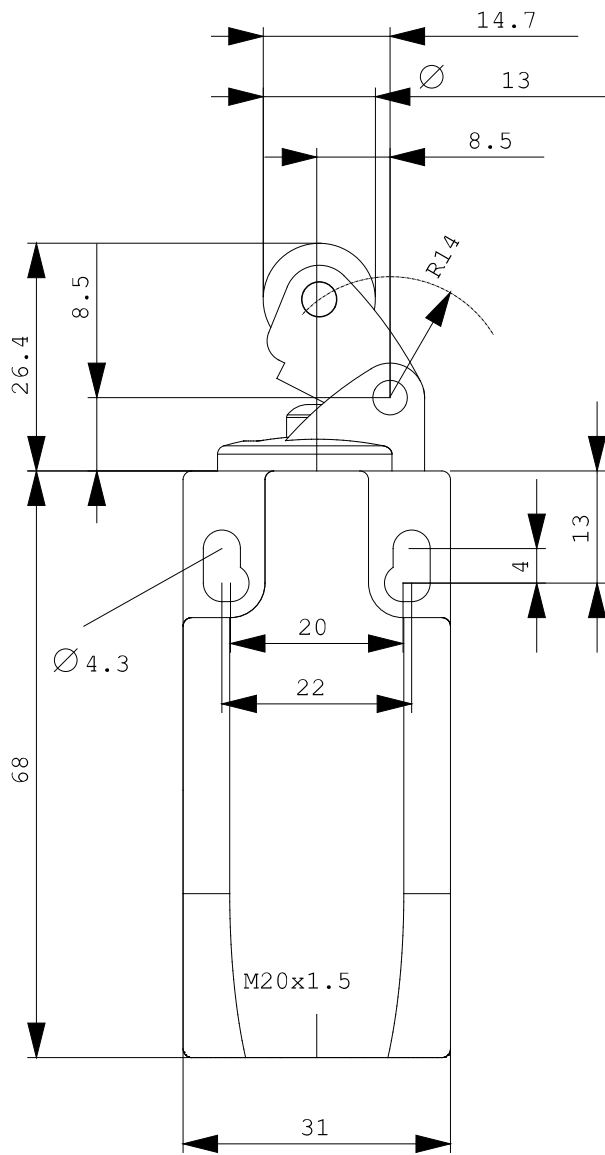
<http://www.siemens.com/cax>

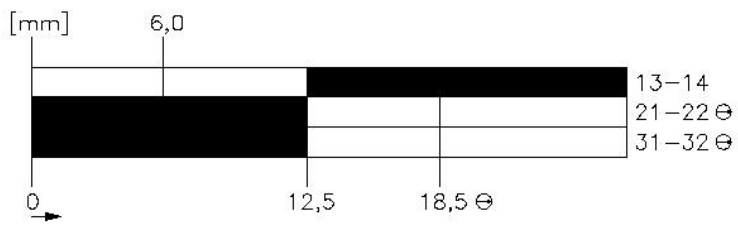
### Service&Support (Manuals, Certificates, Characteristics, FAQs,...)

<http://support.automation.siemens.com/WW/view/en/3SE5232-0LE10/all>

### Image database (product images, 2D dimension drawings, 3D models, device circuit diagrams, ...)

[http://www.automation.siemens.com/bilddb/cax\\_en.aspx?mlfb=3SE5232-0LE10](http://www.automation.siemens.com/bilddb/cax_en.aspx?mlfb=3SE5232-0LE10)





last change:

Nov 24, 2011