



SIRIUS POSITION SWITCH;
PLASTIC HOUSING ACC. TO EN50047,
31MM DEVICE CONNECTION 1X (M20X1.5);
1NO/2NC SLOW-ACTION CONTACTS ROLLER LEVER,
21MM LONG RIGHT/LEFT SIDE ADJUSTABLE W.
PLASTIC ROLLER 19MM

Manufacturer article number		
	• of the basic unit included in the scope of supply	3SE5232-0KC05
	• of the actuator head for position switches included in the scope of supply	3SE5000-0AK00
	• of the operating lever included in the scope of supply	3SE5000-0AA21

General technical details:

product designation	standard position switch	
Insulation voltage		
• rated value	V	400
Degree of pollution	class 3	
Thermal current	A	6
Operating current		
• at AC-15		
• at 24 V / rated value	A	6
• at 125 V / rated value	A	6
• at 230 V / rated value	A	1.5
• at DC-13		
• at 24 V / rated value	A	3
• at 125 V / rated value	A	0.55
• at 230 V / rated value	A	0.27
Continuous current		

• of the slow DIAZED fuse link	A	6
• of the quick DIAZED fuse link	A	10
• of the C characteristic circuit breaker	A	1
Mechanical operating cycles as operating time		
• typical		15,000,000
Electrical operating cycles as operating time		
• with contactor 3RH11, 3RT1016, 3RT1017, 3RT1024, 3RT1025, 3RT1026 / typical		10,000,000
• at AC-15 / at 230 V / typical		100,000
Electrical operating cycles in one hour		
• with contactor 3RH11, 3RT1016, 3RT1017, 3RT1024, 3RT1025, 3RT1026		6,000
Repeat accuracy	mm	0.05
Design of the contact element		slow-action contacts
Number of NC contacts		
• for auxiliary contacts		2
Design of the switching function		positive opening
Number of NO contacts		
• for auxiliary contacts		1
Resistance against vibration		0.35 mm / 5g
Resistance against shock		30g / 11 ms
Ambient temperature		
• during operating	°C	-25 ... 85
• during storage	°C	-40 ... 90
Product specification		
• for dimensions		EN 50047
Width of the sensor	mm	31
material		
• of the housing		plastic
Material / of the housing / of the switch head		plastic
Design of the operating mechanism		metal lever, 21 mm long, straight, plastic roller 19 mm
Actuating speed	mm/s / m/s	0.4 ... 1.5
Protection class IP		IP65
Built in orientation		any
Cable gland version		1x (M20 x 1.5)
Design of the electrical connection		screw-type terminals
Item designation		
• according to DIN 40719 extendable after IEC 204-2		S
• according to DIN EN 61346-2		B

Certificates/approvals:

General Product Approval

Functional Safety /
Safety of
Machinery



CQC



CSA

[ROSTEST](#)



UL



VDE

[TÜV](#)

Test Certificates

other

[Manufacturer](#)

[other](#)

[Manufacturer](#)

Further information:

Information- and Downloadcenter (Catalogs, Brochures,...)

<http://www.siemens.com/industrial-controls/catalogs>

Industry Mall (Online ordering system)

<http://www.siemens.com/industrial-controls/mall>

CAX-Online-Generator

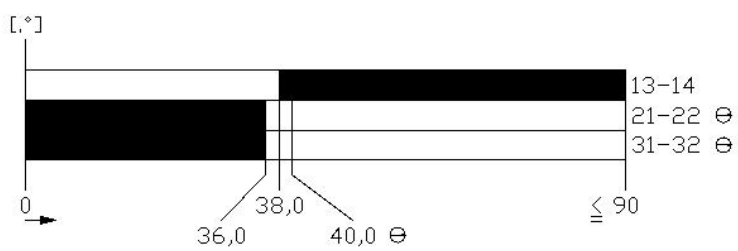
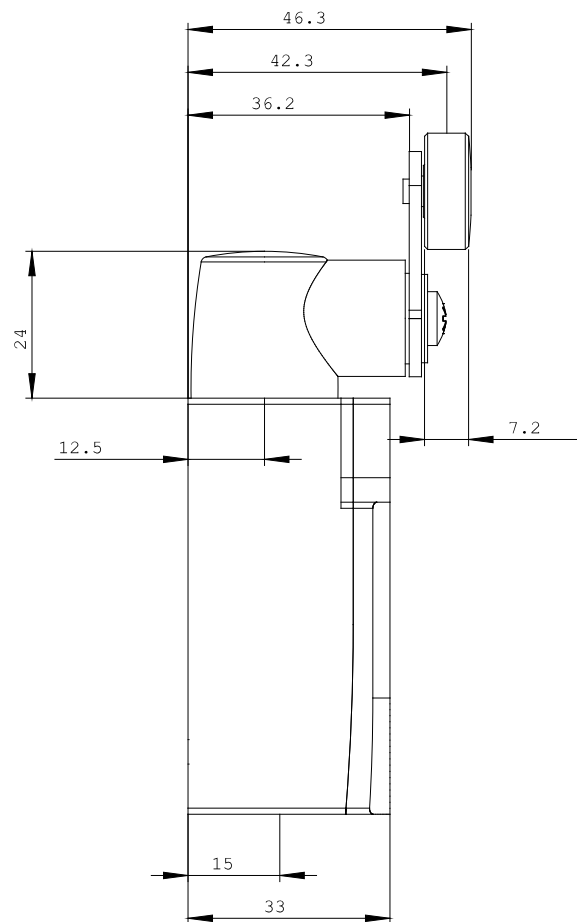
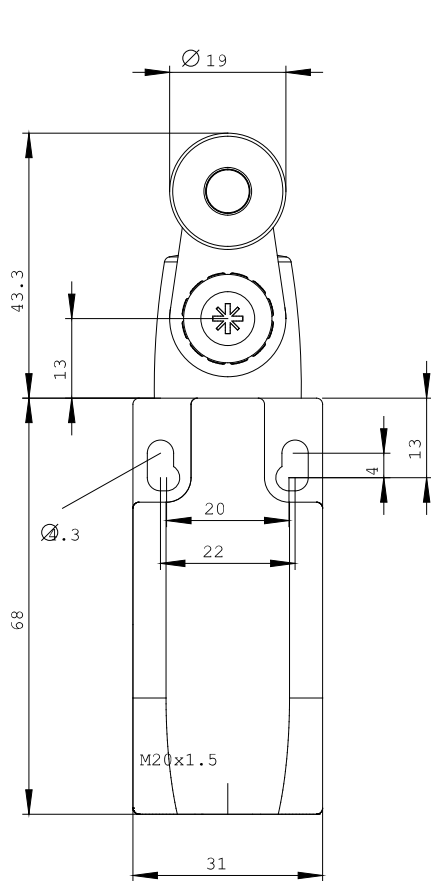
<http://www.siemens.com/cax>

Service&Support (Manuals, Certificates, Characteristics, FAQs,...)

<http://support.automation.siemens.com/WW/view/en/3SE5232-0KK21/all>

Image database (product images, 2D dimension drawings, 3D models, device circuit diagrams, ...)

http://www.automation.siemens.com/bilddb/cax_en.aspx?mlfb=3SE5232-0KK21



last change:

Nov 24, 2011