



SIRIUS POSITION SWITCH METAL ENCLOSURE 40MM  
TO EN50041 DEVICE CONNECTION 1X (M20X1.5) 1NO/  
1NC SNAP-ACTION CONTACTS FORK LEVER  
ACTUATOR W. METAL LEVER AND PLASTIC ROLLERS  
19MM

<b>Manufacturer article number</b>		
• of the basic unit included in the scope of supply		<a href="#">3SE5112-0CA00</a>
• of the actuator head for position switches included in the scope of supply		<a href="#">3SE5000-0AT10</a>
• of the operating lever included in the scope of supply		<a href="#">3SE5000-0AT01</a>

General technical details:




product designation		standard position switch
Insulation voltage		
• rated value	V	400
Degree of pollution		class 3
Thermal current	A	6
Operating current		
• at AC-15		
• at 24 V / rated value	A	6
• at 125 V / rated value	A	6
• at 230 V / rated value	A	6
• at 400 V / rated value	A	4
• at DC-13		
• at 24 V / rated value	A	3
• at 125 V / rated value	A	0.55
• at 230 V / rated value	A	0.27

• at 400 V / rated value	A	0.1
<b>Continuous current</b>		
• of the slow DIAZED fuse link	A	6
• of the quick DIAZED fuse link	A	10
• of the C characteristic circuit breaker	A	1
<b>Mechanical operating cycles as operating time</b>		
• typical		1,000,000
<b>Electrical operating cycles as operating time</b>		
• with contactor 3RH11, 3RT1016, 3RT1017, 3RT1024, 3RT1025, 3RT1026 / typical		1,000,000
• at AC-15 / at 230 V / typical		100,000
<b>Electrical operating cycles in one hour</b>		
• with contactor 3RH11, 3RT1016, 3RT1017, 3RT1024, 3RT1025, 3RT1026		6,000
<b>Repeat accuracy</b>	mm	0.05
<b>Design of the contact element</b>		snap-action contacts
<b>Number of NC contacts</b>		
• for auxiliary contacts		1
<b>Design of the switching function</b>		positive opening
<b>Number of NO contacts</b>		
• for auxiliary contacts		1
<b>Resistance against vibration</b>		0.35 mm / 5g
<b>Resistance against shock</b>		30g / 11 ms
<b>Ambient temperature</b>		
• during operating	°C	-25 ... 85
• during storage	°C	-40 ... 90
<b>Product specification</b>		
• for dimensions		EN 50041
<b>Width of the sensor</b>	mm	40
<b>material</b>		
• of the housing		metal
<b>Material / of the housing / of the switch head</b>		metal
<b>Design of the operating mechanism</b>		metal lever, plastic rollers 19 mm, one track
<b>Actuating speed</b>	mm/s / m/s	0.1 ... 1.5
<b>Protection class IP</b>		IP66/IP67
<b>Built in orientation</b>		any
<b>Cable gland version</b>		1x (M20 x 1.5)
<b>Design of the electrical connection</b>		screw-type terminals
<b>Item designation</b>		
• according to DIN 40719 extendable after IEC 204-2		S

- according to DIN EN 61346-2

B

#### Certificates/approvals:

General Product Approval			For use in hazardous locations	Functional Safety / Safety of Machinery
	<a href="#">ROSTEST</a>			<a href="#">DEKRA EXAM, DMT</a>
CQC		UL	VDE	<a href="#">TÜV</a>
Test Certificates	other			
<a href="#">Manufacturer</a>	<a href="#">Manufacturer</a>			

#### Further information:

##### Information- and Downloadcenter (Catalogs, Brochures,...)

<http://www.siemens.com/industrial-controls/catalogs>

##### Industry Mall (Online ordering system)

<http://www.siemens.com/industrial-controls/mall>

##### CAX-Online-Generator

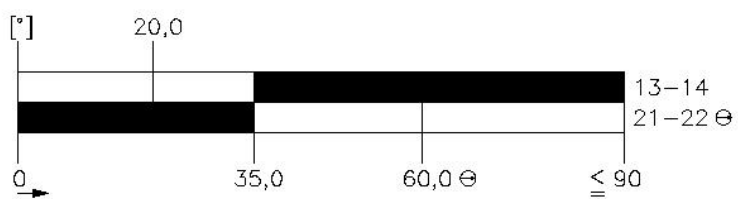
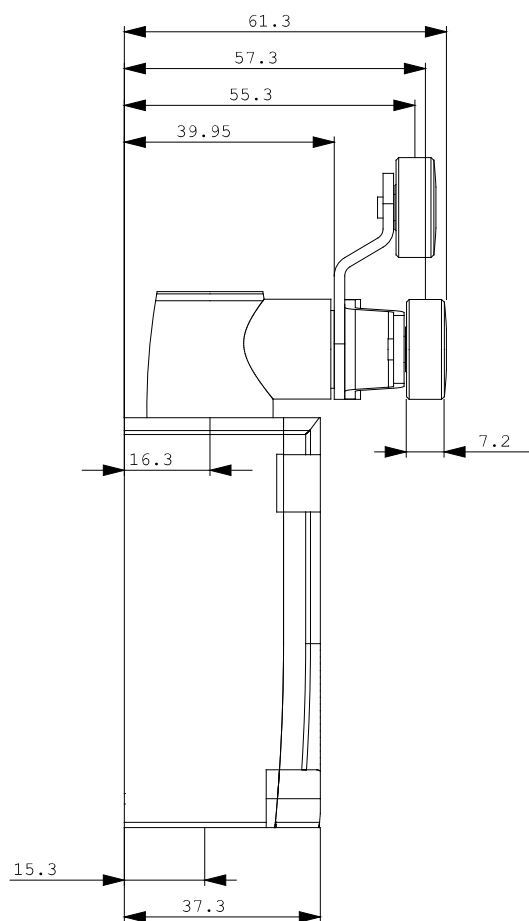
<http://www.siemens.com/cax>

##### Service&Support (Manuals, Certificates, Characteristics, FAQs,...)

<http://support.automation.siemens.com/WW/view/en/3SE5112-0CT11/all>

##### Image database (product images, 2D dimension drawings, 3D models, device circuit diagrams, ...)

[http://www.automation.siemens.com/bilddb/cax\\_en.aspx?mlfb=3SE5112-0CT11](http://www.automation.siemens.com/bilddb/cax_en.aspx?mlfb=3SE5112-0CT11)



Nov 24, 2011