



SIRIUS POSITION SWITCH METAL ENCLOSURE 40MM TO EN50041 DEVICE CONNECTION 1X (M20X1.5) 1NO/1NC SNAP-ACTION CONTACTS ROTARY ACTUATOR RIGHT/LEFT ADJUSTABLE, W. LENGTH ADJUSTABLE METAL LEVER 100MM LONG AND W. POSITIVE FIT (HOLE PITCH), AND PLASTIC ROLLER 19MM

Manufacturer article number		
• of the basic unit included in the scope of supply		3SE5112-0CA00
• of the actuator head for position switches included in the scope of supply		3SE5000-0AH00
• of the operating lever included in the scope of supply		3SE5000-0AA60

General technical details:




product designation		standard position switch
Insulation voltage		
• rated value	V	400
Degree of pollution		class 3
Thermal current	A	6
Operating current		
• at AC-15		
• at 24 V / rated value	A	6
• at 125 V / rated value	A	6
• at 230 V / rated value	A	6
• at 400 V / rated value	A	4
• at DC-13		
• at 24 V / rated value	A	3
• at 125 V / rated value	A	0.55
• at 230 V / rated value	A	0.27

• at 400 V / rated value	A	0.1
Continuous current		
• of the slow DIAZED fuse link	A	6
• of the quick DIAZED fuse link	A	10
• of the C characteristic circuit breaker	A	1
Mechanical operating cycles as operating time		
• typical		15,000,000
Electrical operating cycles as operating time		
• with contactor 3RH11, 3RT1016, 3RT1017, 3RT1024, 3RT1025, 3RT1026 / typical		10,000,000
• at AC-15 / at 230 V / typical		100,000
Electrical operating cycles in one hour		
• with contactor 3RH11, 3RT1016, 3RT1017, 3RT1024, 3RT1025, 3RT1026		6,000
Repeat accuracy	mm	0.05
Design of the contact element		snap-action contacts
Number of NC contacts		
• for auxiliary contacts		1
Design of the switching function		positive opening
Number of NO contacts		
• for auxiliary contacts		1
Resistance against vibration		0.35 mm / 5g
Resistance against shock		30g / 11 ms
Ambient temperature		
• during operating	°C	-25 ... 85
• during storage	°C	-40 ... 90
Product specification		
• for dimensions		EN 50041
Width of the sensor	mm	40
material		
• of the housing		metal
Material / of the housing / of the switch head		metal
Design of the operating mechanism		metal lever, adjustable length with closing shape, plastic roller 19 mm
Actuating speed	mm/s / m/s	0.1 ... 1.5
Protection class IP		IP66/IP67
Built in orientation		any
Cable gland version		1x (M20 x 1.5)
Design of the electrical connection		screw-type terminals
Item designation		

- according to DIN 40719 extendable after IEC 204-2
- according to DIN EN 61346-2

S
B

Certificates/approvals:

General Product Approval			For use in hazardous locations	Functional Safety / Safety of Machinery
	ROSTEST			DEKRA EXAM, DMT
CQC		UL	VDE	TÜV
Test Certificates	other			
Manufacturer	Manufacturer			

Further information:

Information- and Downloadcenter (Catalogs, Brochures,...)

<http://www.siemens.com/industrial-controls/catalogs>

Industry Mall (Online ordering system)

<http://www.siemens.com/industrial-controls/mall>

CAX-Online-Generator

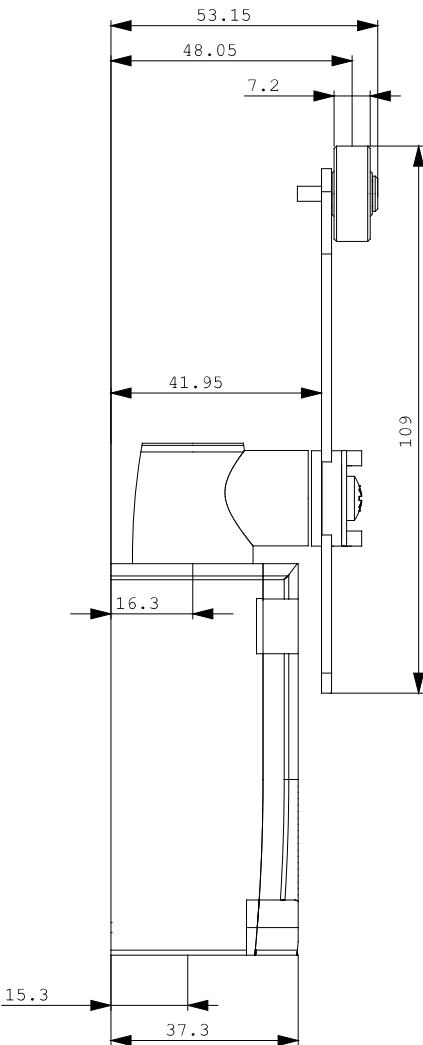
<http://www.siemens.com/cax>

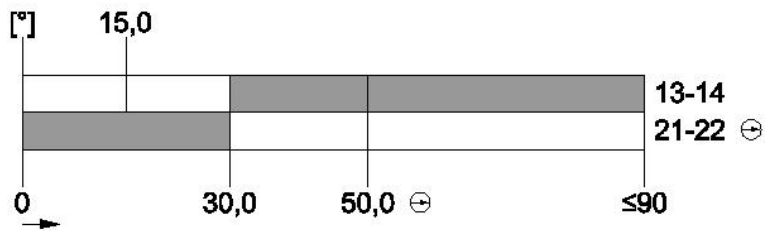
Service&Support (Manuals, Certificates, Characteristics, FAQs,...)

<http://support.automation.siemens.com/WW/view/en/3SE5112-0CH60/all>

Image database (product images, 2D dimension drawings, 3D models, device circuit diagrams, ...)

http://www.automation.siemens.com/bilddb/cax_en.aspx?mlfb=3SE5112-0CH60





last change:

Nov 24, 2011