



SIRIUS POSITION SWITCH METAL ENCLOSURE 40MM
ACC. TO EN50041 DEVICE CONNECTION 1X (M20X1.5)
1NO/1NC SNAP-ACTION CONTACTS METAL ROLLER
LEVER AND PLASTIC ROLLER 22MM

Manufacturer article number

- of the basic unit included in the scope of supply
- of the actuator head for position switches included in the scope of supply

[3SE5112-0CA00](#)

[3SE5000-0AE01](#)

General technical details:

product designation

standard position switch

Insulation voltage

- rated value

V

400

Degree of pollution

class 3

Thermal current

A

6

Operating current

- at AC-15
 - at 24 V / rated value
 - at 125 V / rated value
 - at 230 V / rated value
 - at 400 V / rated value
- at DC-13
 - at 24 V / rated value
 - at 125 V / rated value
 - at 230 V / rated value
 - at 400 V / rated value

A

6

A

6

A

6

A

4

A

3

A

0.55

A

0.27

A




0.1

Continuous current		
• of the slow DIAZED fuse link	A	6
• of the quick DIAZED fuse link	A	10
• of the C characteristic circuit breaker	A	1
Mechanical operating cycles as operating time		
• typical		15,000,000
Electrical operating cycles as operating time		
• with contactor 3RH11, 3RT1016, 3RT1017, 3RT1024, 3RT1025, 3RT1026 / typical		10,000,000
• at AC-15 / at 230 V / typical		100,000
Electrical operating cycles in one hour		
• with contactor 3RH11, 3RT1016, 3RT1017, 3RT1024, 3RT1025, 3RT1026		6,000
Repeat accuracy	mm	0.05
Design of the contact element		snap-action contacts
Number of NC contacts		
• for auxiliary contacts		1
Design of the switching function		positive opening
Number of NO contacts		
• for auxiliary contacts		1
Resistance against vibration		0.35 mm / 5g
Resistance against shock		30g / 11 ms
Ambient temperature		
• during operating	°C	-25 ... 85
• during storage	°C	-40 ... 90
Product specification		
• for dimensions		EN 50041
Width of the sensor	mm	40
material		
• of the housing		metal
Material / of the housing / of the switch head		metal
Design of the operating mechanism		metal lever, plastic roller
Actuating speed	mm/s / m/s	0.1 ... 2.5
Minimum actuating force / in activation direction	N	10
Protection class IP		IP66/IP67
Built in orientation		any
Cable gland version		1x (M20 x 1.5)
Design of the electrical connection		screw-type terminals
Item designation		
• according to DIN 40719 extendable after IEC 204-2		S

- according to DIN EN 61346-2

B

Certificates/approvals:

General Product Approval			For use in hazardous locations	Functional Safety / Safety of Machinery
	ROSTEST			DEKRA EXAM, DMT
CQC		UL	VDE	TÜV
Test Certificates		other		
Manufacturer	other	Manufacturer		

Further information:

Information- and Downloadcenter (Catalogs, Brochures,...)

<http://www.siemens.com/industrial-controls/catalogs>

Industry Mall (Online ordering system)

<http://www.siemens.com/industrial-controls/mall>

CAX-Online-Generator

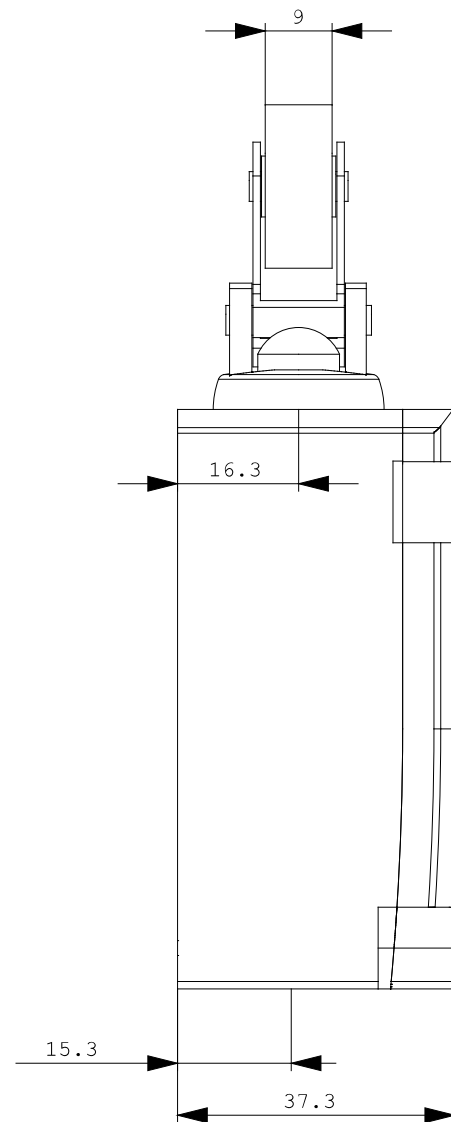
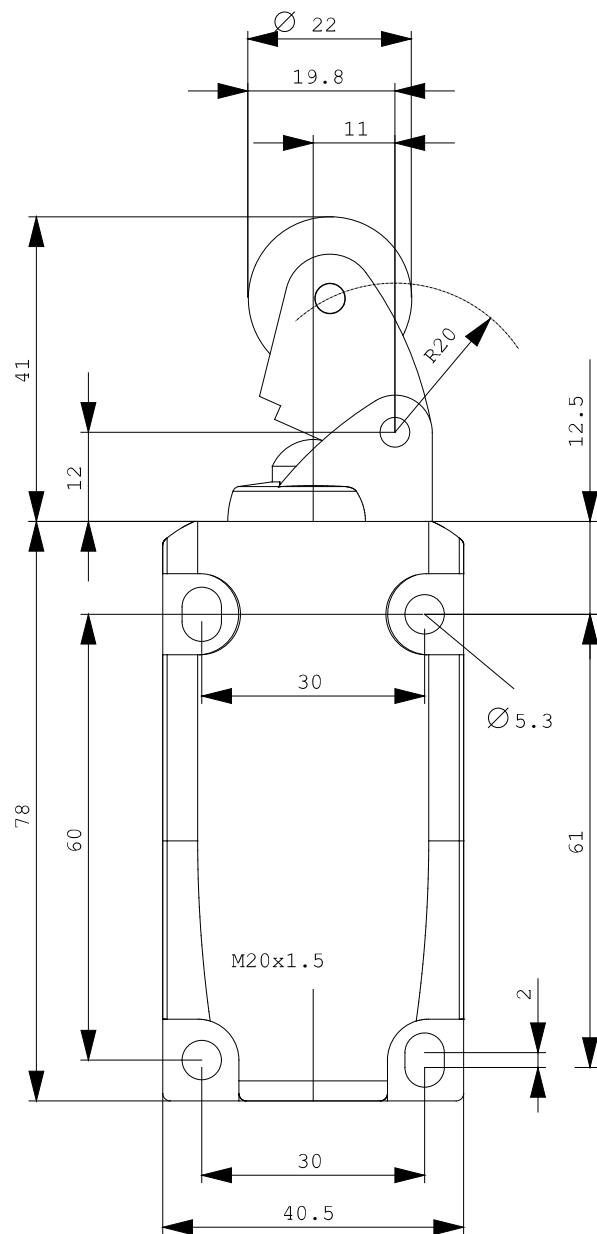
<http://www.siemens.com/cax>

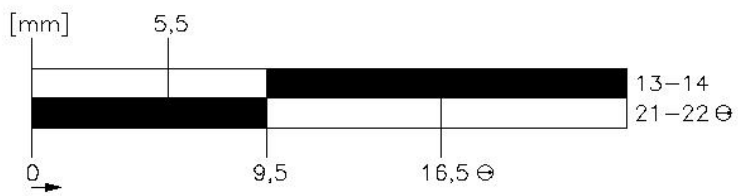
Service&Support (Manuals, Certificates, Characteristics, FAQs,...)

<http://support.automation.siemens.com/WW/view/en/3SE5112-0CE01/all>

Image database (product images, 2D dimension drawings, 3D models, device circuit diagrams, ...)

http://www.automation.siemens.com/bilddb/cax_en.aspx?mlfb=3SE5112-0CE01





last change:

Nov 24, 2011