



SEMI-COND. CONTACTOR 3RF2,1-PH. AC51 20A / AC15 12A 40 DEGR. C 48-460V / 24V DC INST. SWITCHING

General technical data:		
Product brand name		SIRIUS
product designation		solid-state contactor
Product function		instantaneous switching
Number of poles / for main current circuit		1
Protection class IP		IP20
Product designation / _1 / of the accessories that can be ordered		terminal cover
Manufacturer article number / _1 / of the accessories that can be ordered		<a href="#">3RF2900-3PA88</a>
Product designation / _2 / of the accessories that can be ordered		power regulator
Manufacturer article number / _2 / of the accessories that can be ordered		<a href="#">3RF2920-0HA16</a>
Product designation / _3 / of the accessories that can be ordered		converter
Manufacturer article number / _3 / of the accessories that can be ordered		<a href="#">3RF2900-0EA18</a>
Product designation / _4 / of the accessories that can be ordered		load monitoring
Manufacturer article number / _4 / of the accessories that can be ordered		<a href="#">3RF2920-0GA16</a>

<b>Product designation / _5 / of the accessories that can be ordered</b>		load monitoring, basis
<b>Manufacturer article number / _5 / of the accessories that can be ordered</b>		<a href="#">3RF2920-0FA08</a>
<b>Ambient temperature</b>		
• during operating	°C	-25 ... 60
• during storage	°C	-55 ... 80
<b>Installation altitude / at a height over sea level / maximum</b>	m	1,000
<b>Resistance against vibration / according to IEC 60068-2-6</b>		2g
<b>Resistance against shock / according to IEC 60068-2-27</b>		15g / 11 ms
<b>Item designation</b>		
• according to DIN 40719 extendable after IEC 204-2 / according to IEC 750		K
• according to DIN EN 61346-2		Q
<b>Number of NC contacts / for auxiliary contacts</b>		0
<b>Number of NO contacts / for auxiliary contacts</b>		0
<b>Number of change-over switches / for auxiliary contacts</b>		0

#### Main circuit:

<b>Number of NO contacts / for main contacts</b>		1
<b>Number of NC contacts / for main contacts</b>		0
<b>Operating current</b>		
• at AC-1 / at 400 V / rated value	A	20
• at AC-51 / rated value	A	20
<b>Operating current / minimum</b>	mA	500
<b>Operating voltage</b>		
• at 50 Hz / at AC / rated value	V	48 ... 460
• at 60 Hz / at AC / rated value	V	48 ... 460
<b>Working area related to the operating voltage</b>		
• at 50 Hz / for AC	V	40 ... 506
• at 60 Hz / for AC	V	40 ... 506
<b>Operating frequency</b>		
• rated value	Hz	50 ... 60
<b>Relative symmetrical tolerance / of the operation frequency</b>	%	10
<b>Insulation voltage / rated value</b>	V	600
<b>Voltage slew rate / at the thyristor / for main contacts / maximum permissible</b>	V/μs	1,000
<b>Block voltage / at the thyristor / for main contacts / maximum permissible</b>	V	1,200
<b>Reverse current / of the thyristor</b>	mA	10
<b>Derating temperature</b>	°C	40
<b>Active power loss / total / typical</b>	W	20

Resistance against the impulse current / rated value	A	600
I <sup>2</sup> t-level / maximum	A <sup>2</sup> ·s	1,800

#### Control circuit:

Type of voltage / of the controlled supply voltage		DC
Control supply voltage / 1		
• for DC		
• initial rated value	V	15
• final rated value	V	24
Control supply voltage		
• for DC / final value for signal<0>-recognition	V	5
Control current		
• at minimum control supply voltage / for DC	mA	2
• for DC / rated value	mA	15
Fuse assignments	<a href="https://www.automation.siemens.com/cd-static/material/info/3RF21_eng.pdf">https://www.automation.siemens.com/cd-static/material/info/3RF21_eng.pdf</a>	

#### Installation/mounting/dimensions:

Type of mounting		screw and snap-on mounting onto 35 mm standard mounting rail
Type of fixing/fixation / series installation		Yes
Design of the thread / of the screw for fastening of the operating resource		M4
Tightening torque / of the screw for fastening of the operating resource	N·m	1.5
Width	mm	22.5
Height	mm	100
Depth	mm	140.5

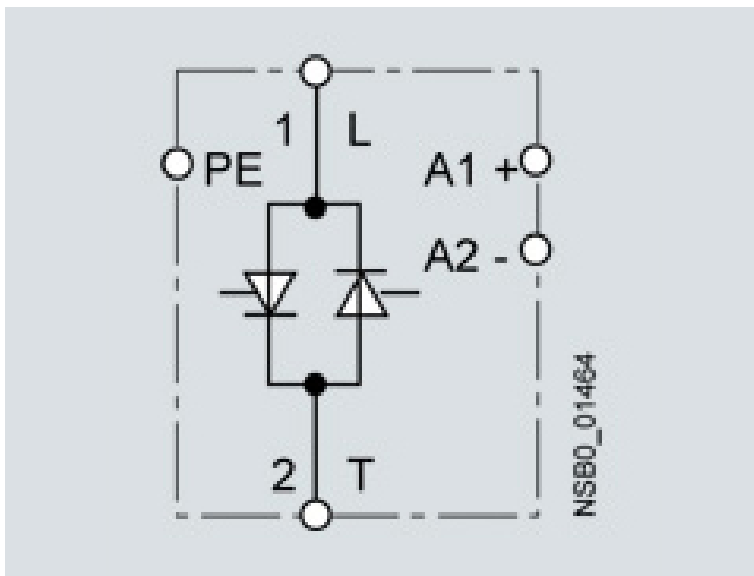
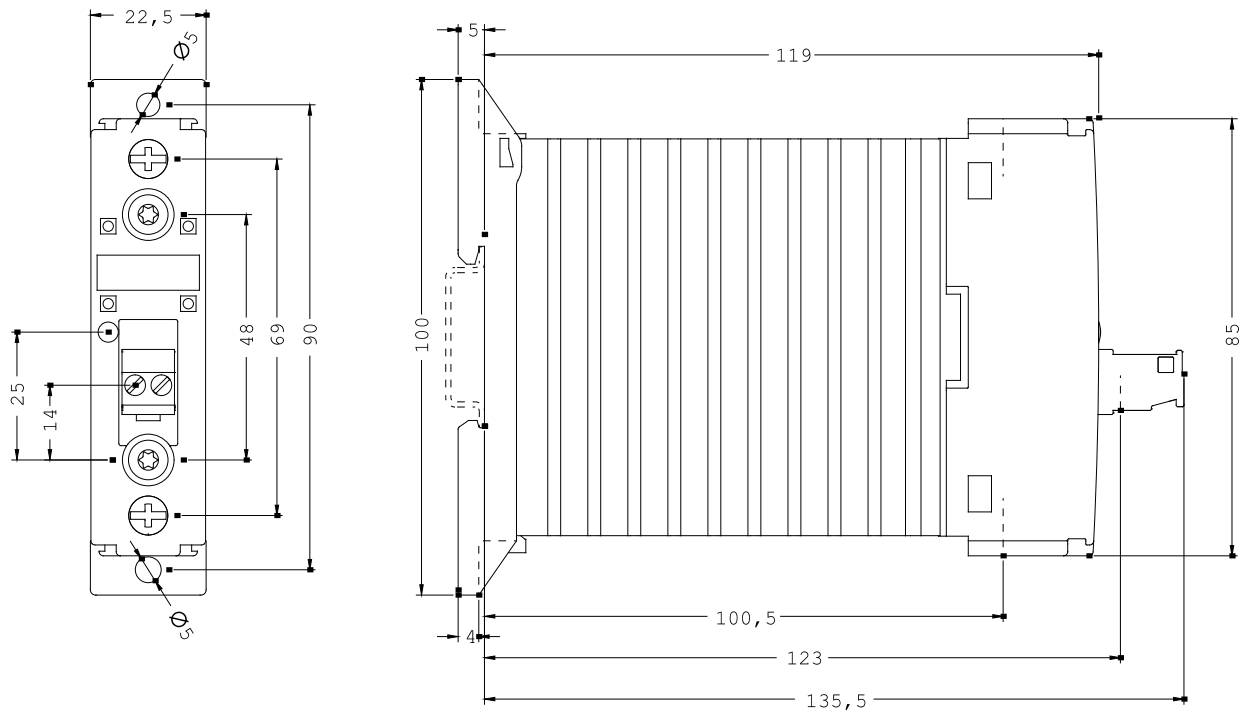
#### Connections:

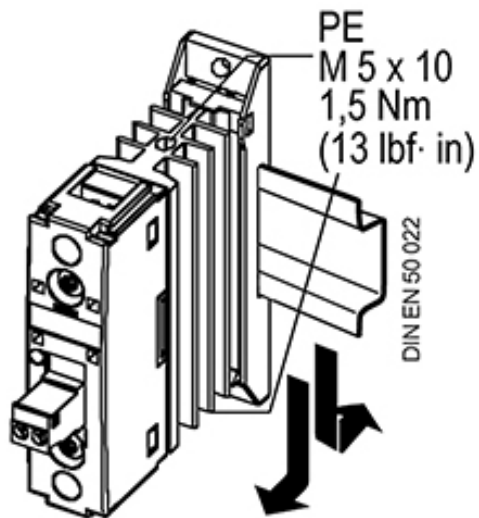
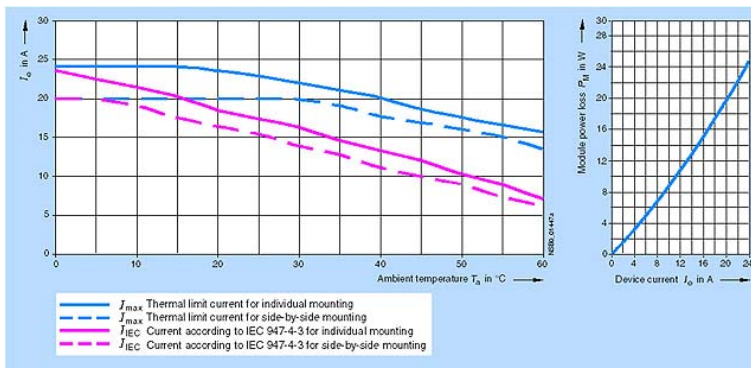
Design of the electrical connection / for main current circuit		screw-type terminals
Design of the thread / of the connection screw / for main contacts		M4
Tightening torque / for main contacts		
• with screw-type terminals	N·m	2 ... 2.5
Tightening torque (lbf·in) / for main contacts		
• with screw-type terminals	lbf·in	18 ... 22
Type of the connectable conductor cross-section		
• for main contacts		
• solid		2x (1.5 ... 2.5 mm <sup>2</sup> ), 2x (2.5 ... 6 mm <sup>2</sup> )
• finely stranded		
• with conductor end processing		2x (1 ... 2.5 mm <sup>2</sup> ), 2x (2.5 ... 6 mm <sup>2</sup> ), 1x 10 mm <sup>2</sup>
• for AWG conductors		

Certificates/approvals:

**Further information:**

subject to modifications  
© Copyright Siemens AG 2011





last change:

Aug 22, 2011