



SEMICONDUCTOR RELAY 3RF2,  
1-PH. WIDTH 22.5MM,  
90 A 48-460 V / 24 V DC RING TERMINAL

General technical data:		
Product brand name		SIRIUS
product designation		solid-state relays
Product function		zero-point switching
Number of poles / for main current circuit		1
Protection class IP		IP20
Product designation / _1 / of the accessories that can be ordered		terminal cover
Manufacturer article number / _1 / of the accessories that can be ordered		<a href="#">3RF2900-3PA88</a>
Product designation / _3 / of the accessories that can be ordered		converter
Manufacturer article number / _3 / of the accessories that can be ordered		<a href="#">3RF2900-0EA18</a>
Product designation / _4 / of the accessories that can be ordered		load monitoring
Manufacturer article number / _4 / of the accessories that can be ordered		<a href="#">3RF2990-0GA16</a>
Ambient temperature		
• during operating	°C	-25 ... 60
• during storage	°C	-55 ... 80
Installation altitude / at a height over sea level / maximum	m	1,000

<b>Resistance against vibration / according to IEC 60068-2-6</b>		2g
<b>Resistance against shock / according to IEC 60068-2-27</b>		15g / 11 ms
<b>Item designation</b>		
• according to DIN 40719 extendable after IEC 204-2 / according to IEC 750		K
• according to DIN EN 61346-2		Q
<b>Number of NC contacts / for auxiliary contacts</b>		0
<b>Number of NO contacts / for auxiliary contacts</b>		0
<b>Number of change-over switches / for auxiliary contacts</b>		0

#### Main circuit:

<b>Number of NO contacts / for main contacts</b>		1
<b>Number of NC contacts / for main contacts</b>		0
<b>Operating current</b>		
• at AC-1 / at 400 V / rated value	A	90
• at AC-51 / rated value	A	88
<b>Operating current / minimum</b>	mA	500
<b>Operating voltage</b>		
• at 50 Hz / at AC / rated value	V	48 ... 460
• at 60 Hz / at AC / rated value	V	48 ... 460
<b>Working area related to the operating voltage</b>		
• at 50 Hz / for AC	V	40 ... 506
• at 60 Hz / for AC	V	40 ... 506
<b>Operating frequency</b>		
• rated value	Hz	50 ... 60
<b>Relative symmetrical tolerance / of the operation frequency</b>	%	10
<b>Insulation voltage / rated value</b>	V	600
<b>Voltage slew rate / at the thyristor / for main contacts / maximum permissible</b>	V/μs	1,000
<b>Block voltage / at the thyristor / for main contacts / maximum permissible</b>	V	1,200
<b>Reverse current / of the thyristor</b>	mA	10
<b>Derating temperature</b>	°C	40
<b>Active power loss / total / typical</b>	W	118
<b>Resistance against the impulse current / rated value</b>	A	1,150
<b>I<sup>2</sup>t-level / maximum</b>	A <sup>2</sup> ·s	6,600

#### Control circuit:

<b>Type of voltage / of the controlled supply voltage</b>		DC
<b>Control supply voltage / 1</b>		
• for DC		

• initial rated value	V	15
• final rated value	V	24
<b>Control supply voltage</b>		
• for DC / final value for signal<0>-recognition	V	5
<b>Control current</b>		
• at minimum control supply voltage / for DC	mA	2
• for DC / rated value	mA	15
<b>Fuse assignments</b>		<a href="https://www.automation.siemens.com/cd-static/material/info/3RF21_eng.pdf">https://www.automation.siemens.com/cd-static/material/info/3RF21_eng.pdf</a>

Installation/mounting/dimensions:		
<b>Type of mounting</b>		screw fixing
<b>Type of fixing/fixation / series installation</b>		Yes
<b>Design of the thread / of the screw for fastening of the operating resource</b>		M4
<b>Tightening torque / of the screw for fastening of the operating resource</b>	N·m	1.5
<b>Width</b>	mm	22.5
<b>Height</b>	mm	85
<b>Depth</b>	mm	48

Connections:		
<b>Design of the electrical connection / for main current circuit</b>		ring cable connection
<b>Design of the thread / of the connection screw / for main contacts</b>		M5
<b>Tightening torque / for main contacts</b>		
• with screw-type terminals	N·m	2 ... 2.5
<b>Tightening torque (lbf·in) / for main contacts</b>		
• with screw-type terminals	lbf·in	7 ... 10.3
<b>Type of the connectable conductor cross-section</b>		
• for main contacts / for JIS cable lug		JIS C 2805 R 2-5, 5,5-5, 8-5, 14-5
• for DIN cable lug / for main contacts		DIN 46234 -5-2,5, -5-6, -5-10, -5-16, -5-25
• for AWG conductors		
• for auxiliary and control contacts		1x (AWG 20 ... 12)
• for auxiliary and control contacts		
• solid		1x (0.5 ... 2.5 mm <sup>2</sup> ), 2x (0.5 ... 1.0 mm <sup>2</sup> )
• finely stranded		
• with conductor end processing		1x (0.5 ... 2.5 mm <sup>2</sup> ), 2x (0.5 ... 1.0 mm <sup>2</sup> )
• without conductor final cutting		1x (0.5 ... 2.5 mm <sup>2</sup> ), 2x (0.5 ... 1.0 mm <sup>2</sup> )
<b>Conductor cross section that can be connected</b>		

<ul style="list-style-type: none"> <li>• for auxiliary and control contacts</li> <li>• solid</li> <li>• stranded wire <ul style="list-style-type: none"> <li>• with conductor end processing / minimum</li> <li>• without conductor final cutting</li> </ul> </li> </ul>	mm <sup>2</sup>	0.5 ... 2.5
	mm <sup>2</sup>	0.5 ... 2.5
	mm <sup>2</sup>	0.5 ... 2.5
<b>Design of the electrical connection / for auxiliary and control current circuit</b>		ring cable connection
<b>Design of the thread / of the connection screw / of the auxiliary and control pins</b>		M3
<b>AWG number / as coded connectable conductor cross-section</b> <ul style="list-style-type: none"> <li>• for auxiliary and control contacts</li> </ul>		20 ... 12
<b>Skinning length / of the cable / for main contacts</b>	mm	7
<b>Skinning length / of the cable / for auxiliary and control contacts</b>	mm	7
<b>Tightening torque / for auxiliary and control contacts</b> <ul style="list-style-type: none"> <li>• with screw-type terminals</li> </ul>	N·m	0.5 ... 0.6
<b>Tightening torque (lbf·in) / for auxiliary and control contacts</b> <ul style="list-style-type: none"> <li>• with screw-type terminals</li> </ul>	lbf·in	4.5 ... 5.3

#### Certificates/approvals:

##### General Product Approval



[ROSTEST](#)



##### Test Certificates

[Manufacturer](#)

##### other

[Manufacturer](#)

#### Further information:

##### Information- and Downloadcenter (Catalogs, Brochures,...)

<http://www.siemens.com/industrial-controls/catalogs>

##### Industry Mall (Online ordering system)

<http://www.siemens.com/industrial-controls/mall>

##### CAX-Online-Generator

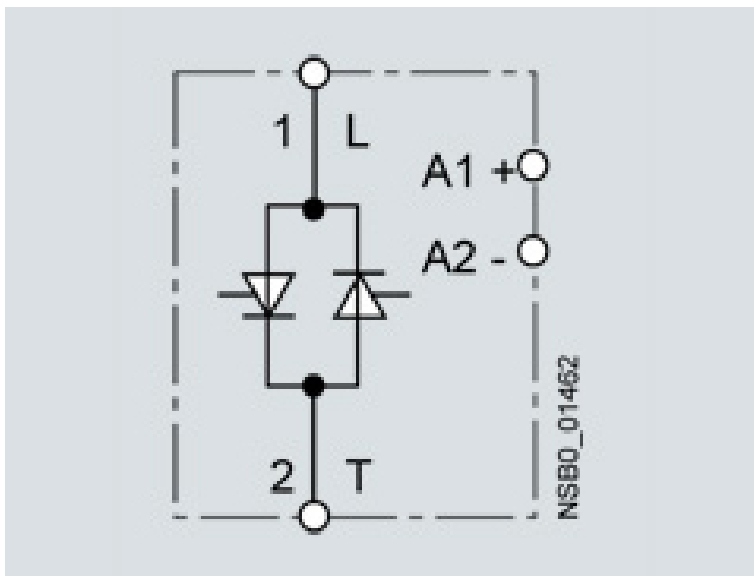
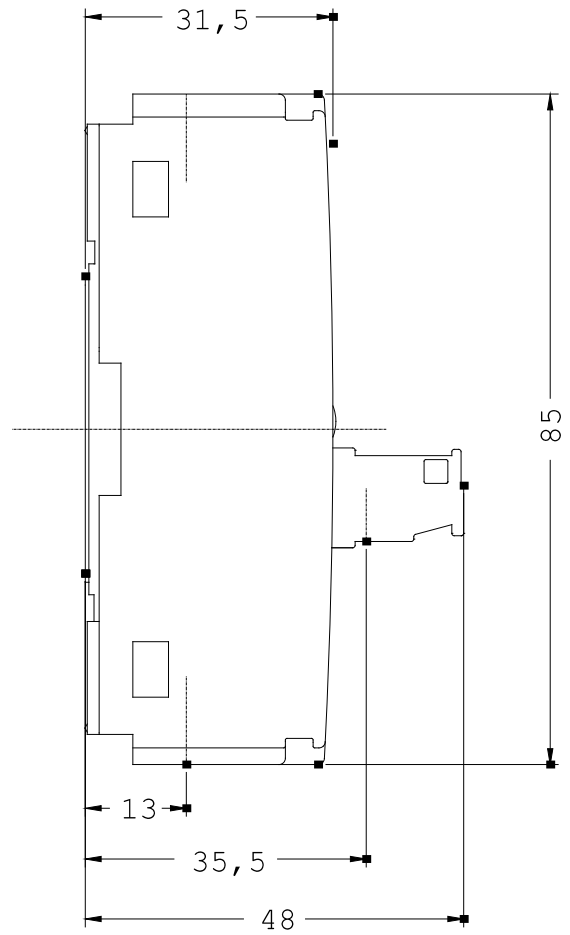
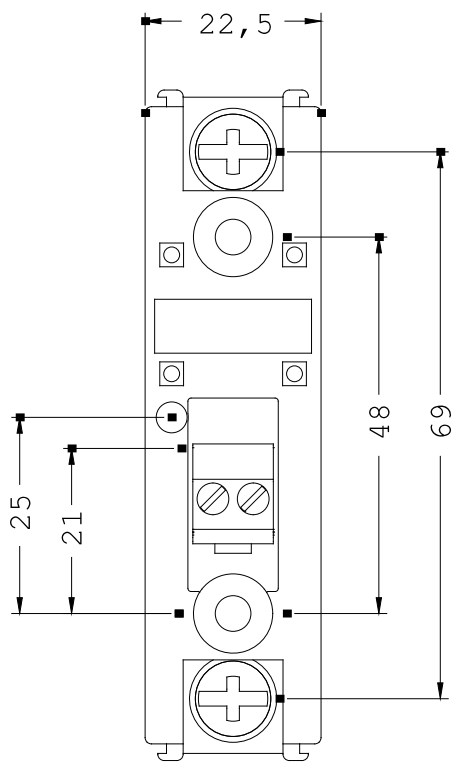
<http://www.siemens.com/cax>

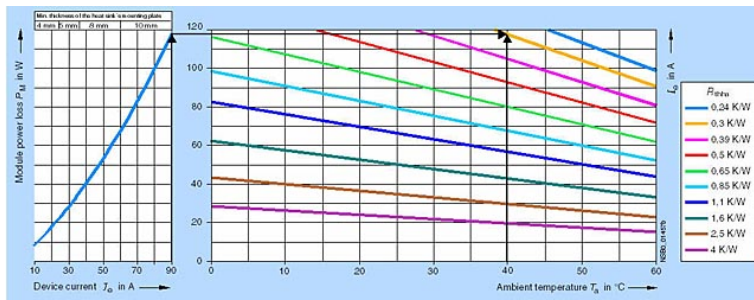
##### Service&Support (Manuals, Certificates, Characteristics, FAQs,...)

<http://support.automation.siemens.com/WW/view/en/3RF2190-3AA04/all>

##### Image database (product images, 2D dimension drawings, 3D models, device circuit diagrams, ...)

[http://www.automation.siemens.com/bilddb/cax\\_en.aspx?mlfb=3RF2190-3AA04](http://www.automation.siemens.com/bilddb/cax_en.aspx?mlfb=3RF2190-3AA04)





last change:

Aug 22, 2011