



CONTACTOR,
690A/AC-1 AC(40...60HZ)/DC OPERATION UC 240-277V
AUXILIARY CONTACTS 2NO+2NC 3-POLE,
SIZE S12 BAR CONNECTIONS CONVENT. OPERATING
MECHANISM

General details:

Product brand name		SIRIUS
product designation		power contactor
Size of the contactor		S12
Protection class IP / on the front		IP00
Degree of pollution		3
Installation altitude / at a height over sea level / maximum	m	2,000
Ambient temperature / during operating	°C	-25 ... +60
Active power loss / per conductor / typical	W	55
Item designation		
<ul style="list-style-type: none"> • according to DIN EN 61346-2 • according to DIN 40719 extendable after IEC 204-2 / according to IEC 750 		Q K
Mechanical operating cycles as operating time		
<ul style="list-style-type: none"> • of the contactor / typical • of the contactor with added auxiliary switch block / typical • of the contactor with added electronics-compatible auxiliary switch block / typical 		10,000,000 10,000,000 5,000,000

Main circuit:

Number of poles / for main current circuit		3
--	--	---

Number of NC contacts / for main contacts		0
Number of NO contacts / for main contacts		3
Operating current / at AC-1 / at 400 V / at 40 °C ambient temperature / rated value	A	690
Operating current / at AC-1 / at 400 V / at 60 °C ambient temperature / rated value	A	650
Operating current		
• at AC-3 / at 400 V / rated value	A	170
• with 1 current path		
• at DC-1		
• at 24 V / rated value	A	500
• at 110 V / rated value	A	33
• at DC-3 / at DC-5		
• at 24 V / rated value	A	500
• at 110 V / rated value	A	3
• with 2 current paths in series		
• at DC-1		
• at 24 V / rated value	A	500
• at 110 V / rated value	A	500
• at DC-3 / at DC-5		
• at 24 V / rated value	A	500
• at 110 V / rated value	A	500
• with 3 current paths in series		
• at DC-1		
• at 24 V / rated value	A	500
• at 110 V / rated value	A	500
• at DC-3 / at DC-5		
• at 24 V / rated value	A	500
• at 110 V / rated value	A	500
Service power		
• at AC-1 / at 400 V / rated value	kW	430
• at AC-2 / at 400 V / rated value	kW	90
• at AC-3		
• at 400 V / rated value	kW	90
• at 500 V / rated value	kW	110
• at 690 V / rated value	kW	160
Control circuit:		
Design of activation		conventional
Design of the surge suppressor		with varistor
Type of voltage / of the controlled supply voltage		AC/DC

Control supply voltage frequency		
• 1 / rated value	Hz	40
• 2 / rated value	Hz	60
Control supply voltage / 1		
• for DC		
• initial rated value	V	240
• final rated value	V	277
• at 50 Hz / for AC		
• initial rated value	V	240
• final rated value	V	277
• at 60 Hz / for AC		
• initial rated value	V	240
• final rated value	V	277

Auxiliary circuit:		
Contact reliability / of the auxiliary contacts		1 faulty switching per 100 million (17 V, 1 mA)
Number of NC contacts / for auxiliary contacts		
• instantaneous switching		2
• lagging switching		0
Number of NO contacts / for auxiliary contacts		
• instantaneous switching		2
• leading switching		0
Operating current / of the auxiliary contacts		
• at AC-12 / maximum	A	10
• at AC-15		
• at 230 V	A	6
• at 400 V	A	3
• at DC-12		
• at 60 V	A	6
• at 110 V	A	3
• at 220 V	A	1
• at DC-13		
• at 24 V	A	10
• at 60 V	A	2
• at 110 V	A	1
• at 220 V	A	0.3

Short-circuit:		
Design of the fuse link		
• for short-circuit protection of the auxiliary switch / required		fuse gL/gG: 10 A
• for short-circuit protection of the main circuit		

- with type of assignment 1 / required
- at type of coordination 2 / required

fuse gL/gG: 800 A
fuse gL/gG: 710 A







Installation/mounting/dimensions:

Type of mounting		screw fixing
series installation		Yes
Width	mm	160
Height	mm	214
Depth	mm	225
Distance, to be maintained, to earthed part / sideways	mm	10

Connection type:

Design of the electrical connection		
• for main current circuit		screw-type terminals
• for auxiliary and control current circuit		screw-type terminals
Identification number and letter for switching elements		22 E

Certificates/approvals:

General Product Approval		Functional Safety / Safety of Machinery	Test Certificates
			
CQC	CSA	UL	
ROSTEST		SUVA	Manufacturer
Shipping Approval		other	
			
ABS	DNV	GL	
		Manufacturer	other

Further information:

Information- and Downloadcenter (Catalogs, Brochures,...)

<http://www.siemens.com/industrial-controls/catalogs>

Industry Mall (Online ordering system)

<http://www.siemens.com/industrial-controls/mall>

CAX-Online-Generator

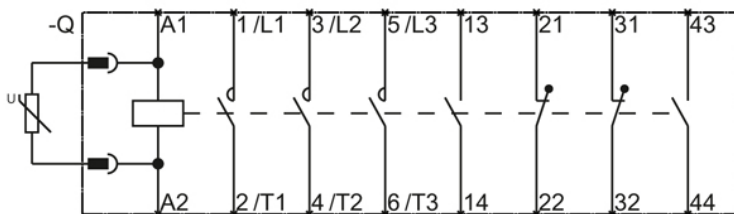
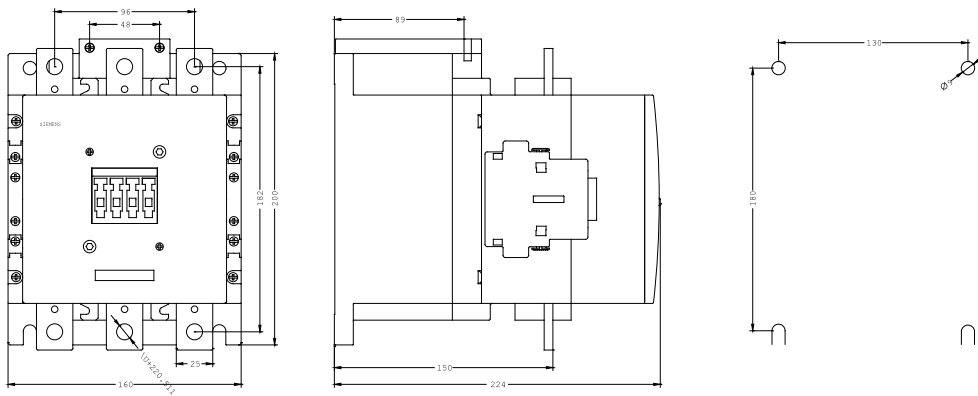
<http://www.siemens.com/cax>

Service&Support (Manuals, Certificates, Characteristics, FAQs,...)

<http://support.automation.siemens.com/WW/view/en/3RT1476-6AU36/all>

Image database (product images, 2D dimension drawings, 3D models, device circuit diagrams, ...)

http://www.automation.siemens.com/bilddb/cax_en.aspx?mlfb=3RT1476-6AU36



last change:

Sep 30, 2011