
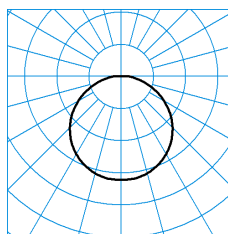
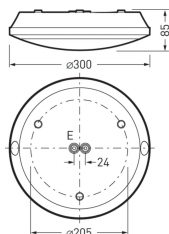


2345 WD1 20/14/10/ML-840 ET IP65 +HFS

TOC: 7376740



Product description

Luminaire type

Round LED surface-mounted weather-proof luminaire. Luminaire with triple Multi-Lumen equipment.

Light management

With integrated HF motion sensor. Shape of the detection area somewhat ellipsoid, Length of the detection area up to 12 m, Width of the detection area up to 8 m.

Applications

damp rooms, canopied outdoor areas not exposed to general weather.

Mounting methods

For wall or ceiling mounting.

Optical system

With opal polycarbonate diffuser, impact resistant. With Lambertian light intensity distribution. Glare evaluation according to UGR rating (EN 12464-1) < 22.

LED system

Luminaire with settable rated luminous flux 800 lm - 2200 lm. Rated power according to set luminous flux 11,00 W - 21,00 W. luminous efficiency of luminaire 72 lm/W. Light colour neutral white, correlated colour temperature (CCT) 4000 K, general colour rendering index (CRI) $R_a > 80$. Colour locus tolerance (initial MacAdam) ≤ 5 SDCM, Mean rated service life $L65(t_q 25^\circ\text{C}) = 50,000$ h. The light source is replaceable according to the ecodesign requirements (VO (EU) 2019/2020).

Luminaire body

Luminaire body of plastic, white (RAL 9016). Diameter of diffuser $\varnothing 300$ mm, luminaire height 85 mm. Weight: 0,9 kg. Safety class (EN 61140): II, protection rating (DIN EN 60529): IP65, impact resistance level in accordance with IEC 62262: IK10, testing temperature of wire glow test in accordance with IEC 60695-2-11: 650 °C.

Electrical version

With electronic transformer, switchable. The control gear unit is replaceable in accordance with the ecodesign requirements (VO (EU) 2019/2020). Control gear in multi-lumen version, luminous flux setting in factory default: 2000 lm. The luminaire complies with the fundamental requirements of applicable EU regulations and product safety legislation and bears the CE symbol. The luminaire is also ENEC-certified by an independent testing authority.

Product features and key data

Applications	Damp rooms canopied outdoor areas	
Luminaire type	Round LED surface-mounted weather-proof luminaire.	
Mounting method	Surface-mounting	
Luminaire optic	With opal polycarbonate diffuser, impact resistant.	
LED-System	Luminous flux (level 0)	Luminous flux (level F)
Connected load	11 W	21 W
Power factor	0,50	
Colour temperature	4.000 K	4.000 K
Rated luminous flux	800 lm	2.200 lm
Luminous efficacy	72 lm/W	104 lm/W

Product features and key data

Interchangeability lightsource	Yes - interchangeable
Service life	L65 (25 °C) = 50.000 h
Colour rendering index	80
Colour tolerance	5 SDCM
Photobiological class	Group 0 - no risk
Luminaire colour	RAL9016 Traffic white
Luminaire body	Luminaire body of plastic, white
Electrical version	With electronic transformer, switchable.
Wire diameter	1,50 mm ²
Connection method	Plug-in terminal
Mains frequency	50/60 Hz
Mains voltage	220 - 240 V
Total harmonic distortion < %	14 %
Ingress Protection (IP) rating	IP65
Protection class	II
Impact resistance (IK)	IK10
Hot wire resistance	650 °C
Ambient temperature	25 °C
Max. Luminaires B10	24
Max. Luminaires B16	40
Max. Luminaires C10	42
Max. Luminaires C16	69
Net height	85 mm
Outside diameter	300 mm
Weight	0,9 kg