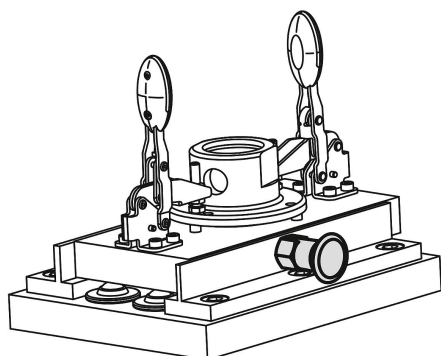



## Indexing plungers with locked mark, Form B

### Item description/product images



### Description

**Material:**

Indexing pin steel.

Threaded sleeve 1.0718.

Mushroom knob black grey thermoplastic.

Lock mark aluminium.

**Version:**

Indexing pin steel, hardened, ground and black oxidised.

Threaded sleeve black oxidised.

Lock mark red anodised.

**Note:**

Indexing plungers are used to prevent any change in locking position due to lateral forces. A new locking position can only be set after the plunger has been manually disengaged.

When the lock mark is visible the plunger is either completely disengaged or only partly in the index position.

**On request:**

Special versions.

**Accessory:**

Spacer rings K0665

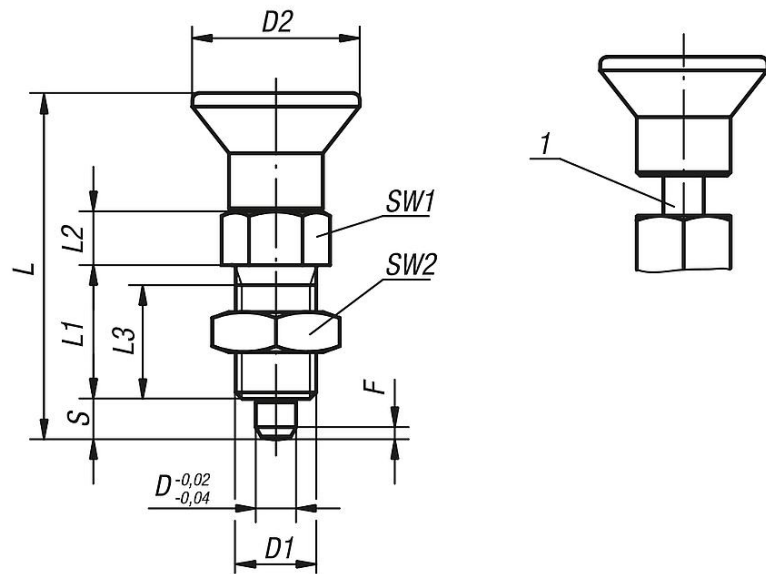
**Drawing reference:**

1) marking ring

## Indexing plungers with locked mark, Form B

## Drawings

Form B  
non-lockout type  
with locknut



## Overview of items

Order No.	Form	D	D1	D2	L	L1	L2	L3	Travel S	SW1	SW2	Fx30°	Spring force initial pressure F1 approx. N	Spring force final pressure F2 approx. N
K1149.72105	B	5	M10x1	21	43,5	17	7	15	5	13	17	1,3	5	12
K1149.72206	B	6	M12x1,5	25	51,7	20	8	17	6	14	19	1,8	6	14
K1149.72308	B	8	M16x1,5	33	68	26	10	23	8	19	24	2,3	15	35