





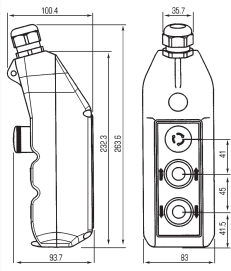
Pendant stations

DC30 series pendant stations for power circuits

IP65 □ direct switching

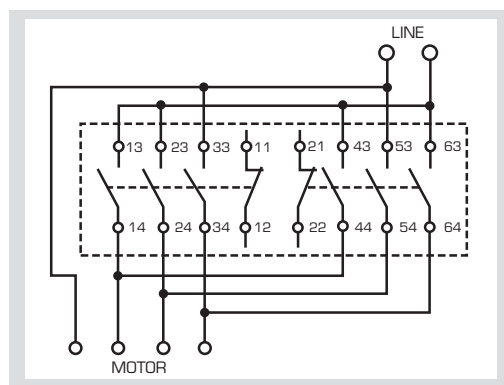


TECHNO-CONTROL EQUIPMENT

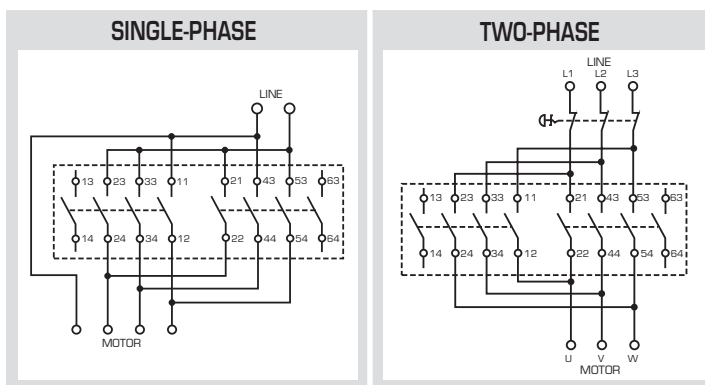
2 directions mechanically interlocked	ENGRAVING	DESCRIPTION	REFERENCE NO.	WEIGHT gr	DIMENSIONS
	  	For 2-speed motor direct control No. 1 Emergency stop ø 30 turn to release EN418 with 3NC contacts and: 2NO+2NC Contact block	DC30D2	650	

WIRING DIAGRAMS - POWER CIRCUITS

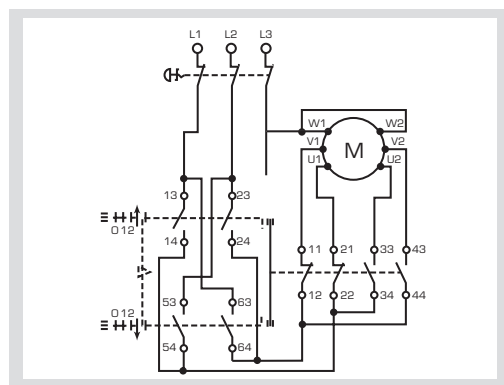
For single-speed reversing motors
30205085 (3NO+1NC) contact block



For single-speed reversing motors
30205087 (4NO) contact block

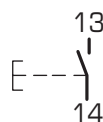


For two-speed reversing motors
30205086 contact block

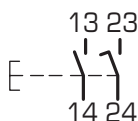


AUXILIARY CIRCUIT WIRING DIAGRAM

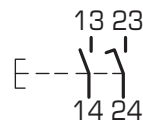
SINGLE-SPEED



FAST MOVEMENT



TWO-SPEED



EMERGENCY

