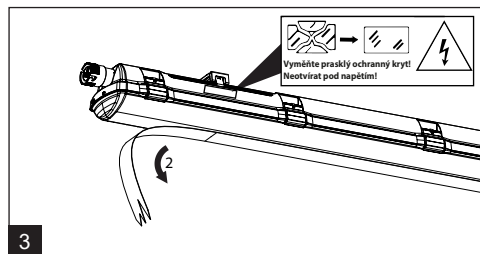
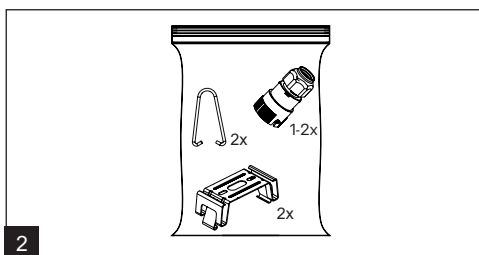
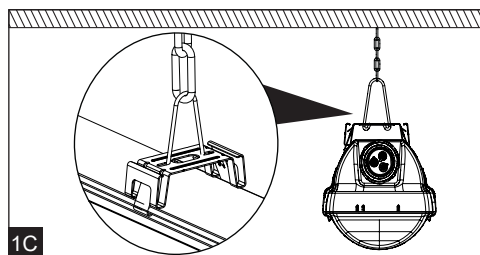
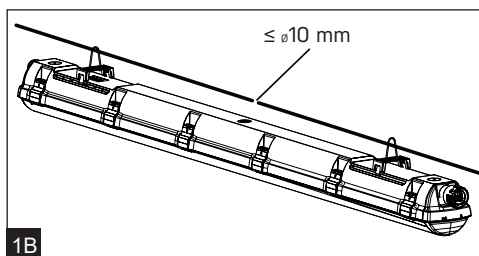
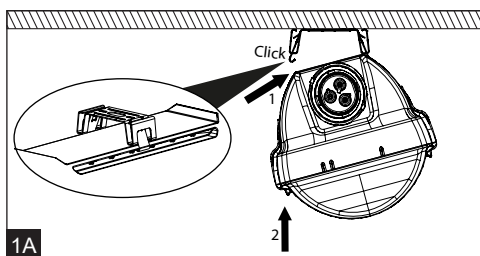
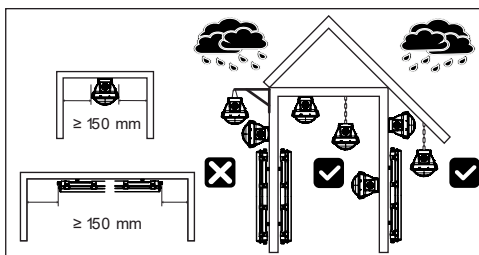
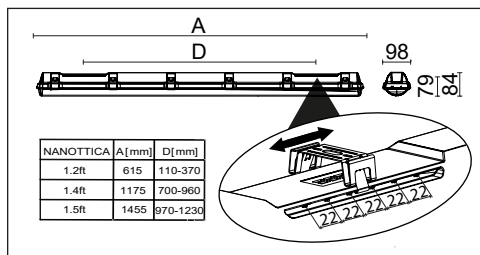


IP66/69

220-240V
50/60Hz

In the light fitting there is user non-replaceable light source according to the standard EN 60598-1 part 4.

In order to keep a high light fitting protection IP66/IP69 throughout its lifetime, including technical properties and safety, the luminaires are designed as non-dismountable protective cover. Repairs are performed strictly by the manufacturer or the contract partner.

Installation can only be carried out by an authorized person and according to the mounting instructions. Any other installation is considered to be improper. For well installation and good luminaire work is necessary ensure a planarity of a mounting surface. Make sure that the luminaire is always disconnected from the power supply before the installation work. Do not use the luminaire if damaged or if damaged the power cable. Only damp microfiber cloth can be used for cleaning. Technical changes are subjected without notice. Do not dispose the luminaire or

Table of maximal number of luminaires in one line					10A B	16A B	10A C	16A C
Length	Σ lm	Σ lm	Σ lm	Σ lm	Σ luminaires	Σ luminaires	Σ luminaires	Σ luminaires
1.2ft	1300 lm	1600 lm	2200 lm		18	28	30	46
1.4ft	2600 lm	3200 lm	4400 lm	6400 lm	10	16	16	26
1.5ft	3250 lm	4000 lm	5500 lm	8000 lm	10	16	16	26



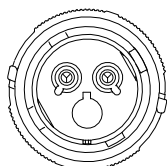
The light source in this luminaire may be replaced only by the manufacturer or its contractual service technician or similarly qualified person!



Connection cables

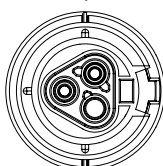
Stucchi 2p

2p

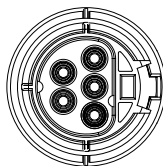
L
N

Wieland 2p, 4p, 6p

2p

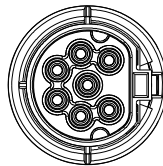
L
N

4p

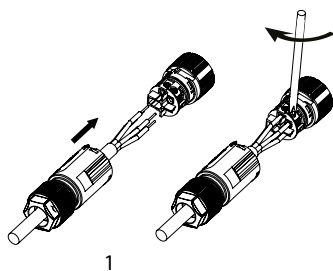


1 - L1 (Driver)
2 - L2 / DA
3 - L3 / DA / Mxh
4 - N
5 - /

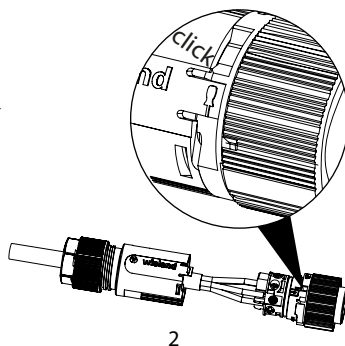
6p



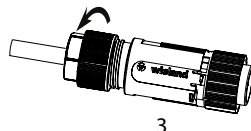
1 - L1 (Driver)
2 - L2
3 - L3 / Mxh
4/N - N
5 - DA
6 - DA
7 - /



1



2



3

