

Technical data sheet

Type 291NF

EA anti-pollution non-return valve

01 System

Applications and special features



- Operates in any position
- Minimum head loss
- Silent and robust
- Does not generate hammering
- Closing system : double axial guiding with return spring
- Excellent sealing at high as well as at low pressure ensured by a specially designed lip ring-seal.
- Drilled bosses 1/4» with plug

Technical description

DN		PFA (bar)	PS (bar)				Cat.	References	Vvs-nr
mm	"		L1	L2	G1	G2			
15/21	1/2	10	10	10	10	10	3.3	149B 2220	
20/27	3/4	10	10	10	10	10	3.3	149B 2212	
26/34	1	10	10	10	10	10	3.3	149B 2222	
33/42	1 1/4	10	10	10	X	10	3.3	149B 2213	
40/49	1 1/2	10	10	10	X	10	3.3	149B 2214	
50/60	2	10	10	10	X	10	3.3	149B 2215	
66/76	2" (*)	10	10	10	x	10	3.3	149B 2216	

* Connection 2"1/2

Important notice :

The indicated pressure for the different categories of fluids (L1/L2/G1/G2) is under no condition a guarantee of use. Therefore, it is essential to validate the use of products under given operating conditions.

- **Connection** : female/female, BSP thread
- **Permissible operating pressure PFA - water-** (for supply, distribution and disposal of water) : See table
- **Maximum permissible pressure PS - other mediums** : See table

• **θ** Mini. -10 °C
Maxi. 80 °C

• **Mediums** : Clear liquids, gas

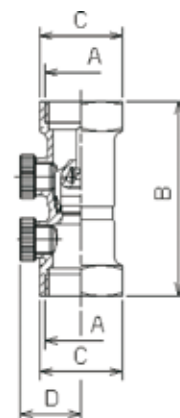
• **Approvals** :

International construction Standards :

NF Antipollution according to NF EN 13959 - EN 1717
Thread connection according to NF E 03-005 ISO 228

Overall dimensions

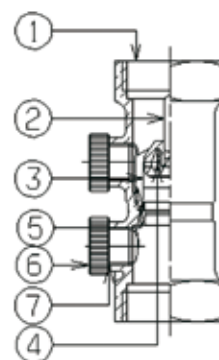
Connections A		B	C	D	Weight
"	mm	mm	mm	mm	kg
1/2	15/21	65	26	26	0,160
3/4	20/27	75	30	30	0,289
1	26/34	90	38	38	0,290
1 1/4	33/42	110	47	47	0,630
1 1/2	40/49	120	54	54	0,780
2	50/60	150	66	66	1,360
2"1/2	66/76	150	84	46	2,000



Technical data sheet Type 291NF - EA anti-pollution non-return valve

Spare parts list and materials

Nb	Description	Materials	EURO	ANSI
1	CASING	Brass	CuZn39Pb2	
2	CLOSING SYSTEM	POM (polyacetal)		
3	GUIDE - DN 1/2" Other DN	POM (polyacetal) PPO (Polyphenylene oxyde)		
4	SPRING	Stainless steel	X10CrNi18-8	ANSI 302
5	SEAL DN 1/2" Other DN	EPDM NBR (Nitrile)		
6	PLUG	POM (polyacetal)		
7	SEAL	EPDM		

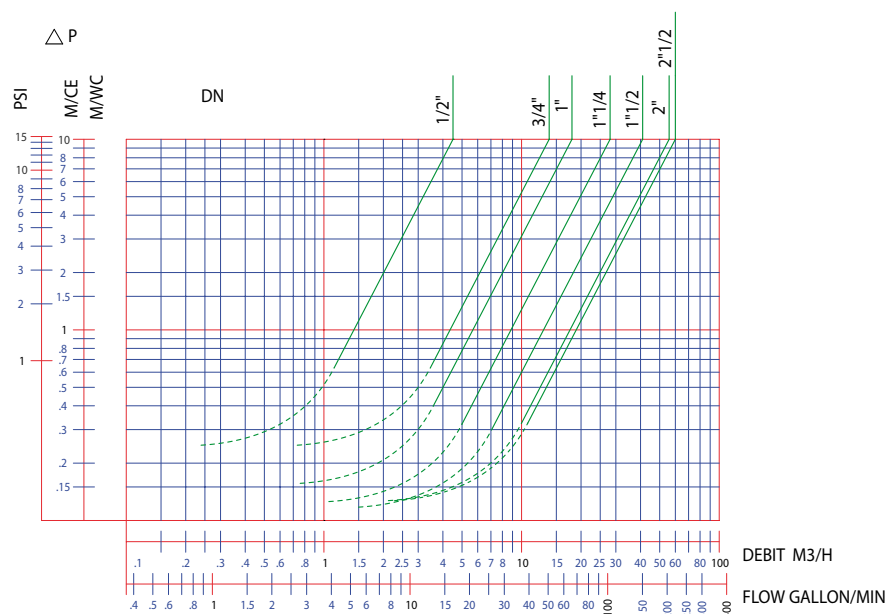


Working principle

DN		Opening pressure (in mm WC)	Kv m ³ /H	ζ
"	mm			
1/2	15/21	 between 50 and 200	4,2	4,5
3/4	20/27		13,8	1,3
1	26/34		18,0	1,6
1 1/4	33/42		28,0	2,1
1 1/2	40/49		41,0	2,4
2	50/60		55,8	3,1
2 1/2	66/76		59,9	8,1

Direction for use :

- Solid line : Valve completely open
- Dotted line : closing stage of valve



Socla can accept no responsibility for possible errors in catalogue, brochures and other printed material. Socla reserve the right to alter its products without notice. This also applies to products already agreed. All trademarks in this material are the property of the respective companies. All right reserved.

Socla SAS

365 rue du lieutenant Putier
71530 VIREY LE GRAND
Postal address : BP 10273
71107 CHALON SUR SAONE Cedex

Tel : 33 3 85 97 42 52
Fax : 33 3 85 97 97 42
<http://www.socla.com>
e-mail: commer@socla.com