

SIRIUS ACT: Terminal module (Command and LED module), integrated LED yellow, for front plate mounting




Figure similar

Product brand name	SIRIUS ACT
Product designation	Terminal module
Design of the product	with 2 contacts and integrated LED
Product type designation	3SU1

Display	
<b>Display version</b>	
<ul style="list-style-type: none"> <li>for diagnostic function: Supply voltage monitoring Power LED</li> </ul>	Yes
<ul style="list-style-type: none"> <li>status Tx/Rx link</li> </ul>	No

General technical data	
<b>Product function</b>	
<ul style="list-style-type: none"> <li>Reverse polarity protection</li> </ul>	Yes; Ribbon cable can be rotated 180°.
<ul style="list-style-type: none"> <li>Diagnostics function</li> </ul>	Yes
<b>Firmware version</b>	1.0.0
<b>Hardware version</b>	1
<b>Software version with STEP 7 in the TIA Portal required</b>	V13 SP1 (V13 SP1 and V14 with HSP0132)

<b>Power loss [W] typical</b>	0.115 W
<b>Degree of pollution</b>	3
<b>Type of voltage</b>	
• of the operating voltage	DC
• of the input voltage	DC
<b>Surge voltage resistance rated value</b>	0.8 kV
<b>Consumed current</b>	
• maximum	27 mA
• Rated value	23 mA
<b>Protection class IP</b>	IP20

### Connections/Terminals

<b>Type of electrical connection</b>	Insulation displacement connection
<b>Type of connectable conductor cross-sections</b>	Ribbon cable 7-pole, 7 x 0.08 mm <sup>2</sup>
<b>Connectable conductor cross-section for auxiliary contacts</b>	
• single or multi-stranded	0.08 ... 0.08 mm <sup>2</sup>
• finely stranded with core end processing	0.08 mm <sup>2</sup>
<b>Connectable conductor cross-section</b>	
• solid	0.08 ... 0.08 mm <sup>2</sup>
• solid with core end processing	0.08 ... 0.08 mm <sup>2</sup>
• finely stranded with core end processing	0.08 ... 0.08 mm <sup>2</sup>
• finely stranded without core end processing	0.08 ... 0.08 mm <sup>2</sup>
<b>AWG number as coded connectable conductor cross section</b>	28 ... 28

### Lamp

<b>Color of the light source</b>	yellow
----------------------------------	--------

### Safety related data

<b>Service life maximum</b>	20 y
-----------------------------	------

### Ambient conditions




<b>Ambient temperature</b>	
• during operation	-25 ... +60 °C
• during storage	-40 ... +80 °C
Environmental category during operation acc. to IEC 60721	3M6, 3S2, 3B2, 3K6 (with relative air humidity of 10 ... 95 %, no condensation in operation permitted)
<b>Explosion protection marking for intrinsic safety of related equipment EEx ia</b>	No
<b>Explosion protection marking for intrinsic safety of related equipment EEx ib</b>	No

### Installation/ mounting/ dimensions

Mounting type of modules and accessories	Snap-on mounting
<b>Height</b>	32.6 mm

Width	30 mm
Depth	31.5 mm

### Certificates/approvals

General Product Approval	Declaration of Conformity	Test Certificates		other
 UL		 EG-Konf.	<a href="#">Declaration of the Compliance with the order</a>	<a href="#">Special Test Certificate</a>  <a href="#">Confirmation</a>

### Further information

**Information- and Downloadcenter (Catalogs, Brochures,...)**

<http://www.siemens.com/industrial-controls/catalogs>

**Industry Mall (Online ordering system)**

<https://mall.industry.siemens.com/mall/en/en/Catalog/product?mlfb=3SU1401-1MC30-1CA1>

**Cax online generator**

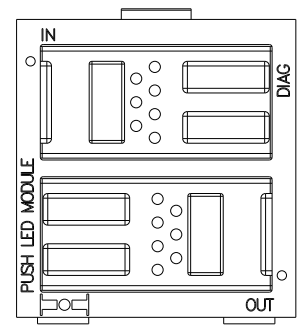
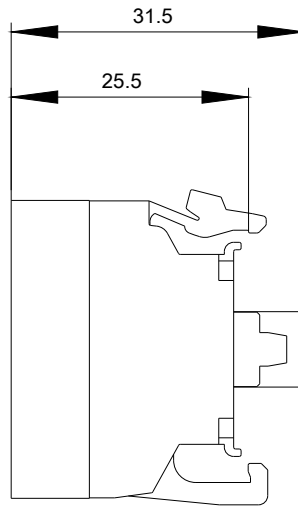
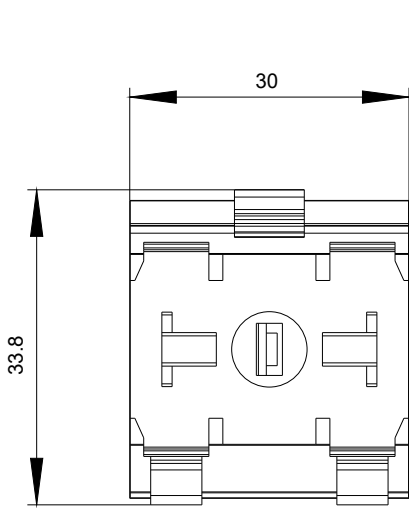
<http://support.automation.siemens.com/WW/CAXorder/default.aspx?lang=en&mlfb=3SU1401-1MC30-1CA1>

**Service&Support (Manuals, Certificates, Characteristics, FAQs,...)**

<https://support.industry.siemens.com/cs/ww/en/ps/3SU1401-1MC30-1CA1>

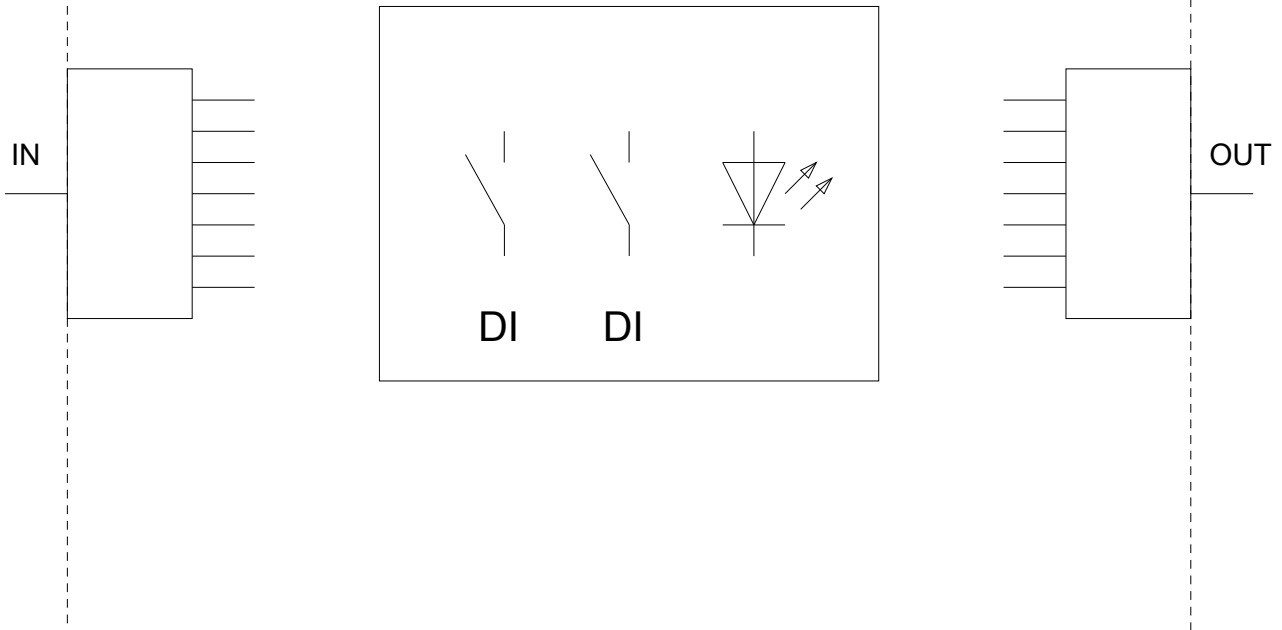
**Image database (product images, 2D dimension drawings, 3D models, device circuit diagrams, EPLAN macros, ...)**

[http://www.automation.siemens.com/bilddb/cax\\_de.aspx?mlfb=3SU1401-1MC30-1CA1&lang=en](http://www.automation.siemens.com/bilddb/cax_de.aspx?mlfb=3SU1401-1MC30-1CA1&lang=en)



-K

SIEMENS



last modified:

05/24/2018