

DALI Network Router

The 910 Digidim Router uses an Ethernet connection (10/100 Mbps) as a network backbone, to combine DALI networks seamlessly.

Basic functionality is available 'out-of-box' without any programming. Helvar's Designer software allows for advanced configuration and functional programming of the router.

The system provides energy-saving features via presence detection and constant light functionality. Further automation can be achieved through scheduled events. OPC server software enables interfacing to Building Management Systems (BMS).

A PC can be connected to the system for diagnostics and logging purposes, if required, but all data is stored within the system itself, so there is no need for PC control in daily operation. The elimination of a central controller ensures no single point of failure can cause a total system shutdown.

Key Features

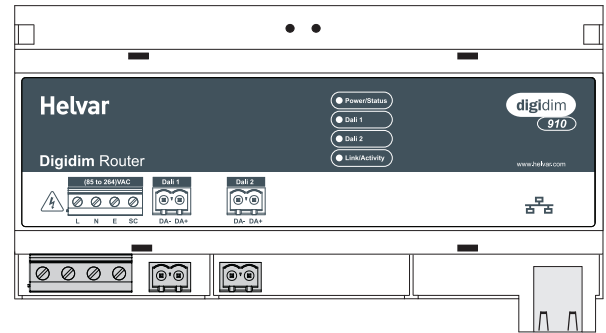
- Each router supports a total of 128 DALI devices (64 devices on each subnet)
- 250 mA power supply for each DALI subnet
- Up to 100 routers may be networked together
- Up to 12,800 DALI devices (16,000 groups) on a router system
- Industry standard protocols (TCP/IP, UDP/IP and DALI)
- Built-in real time clock
- Universal supply input

Applications

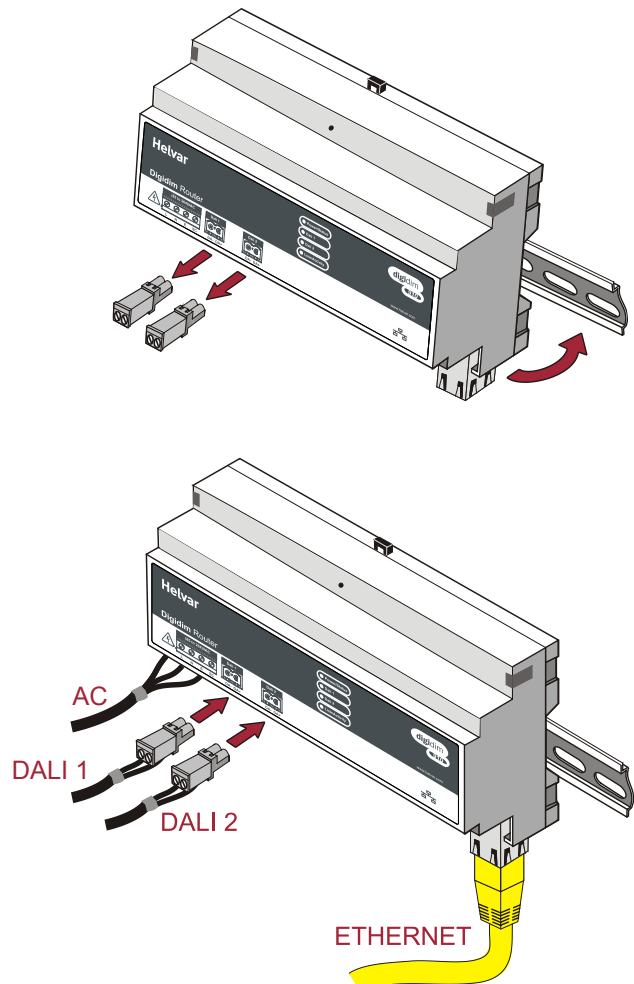
- From single office rooms, meeting rooms and corridors to a fully networked office building
- From school classrooms to a networked multi-site University complex
- In hospitals, from patient rooms and treatment rooms to public areas

Installation Notes

- For installation in a restricted access location only
- Isolate the mains supply before installation
- The external mains supply must be protected. External protection must not exceed 6 A MCB
- All DALI and mains cabling must be 230 V mains rated
- Install the unit horizontally to allow for heat dissipation
- Any enclosure must provide adequate cooling ventilation
- Please refer to the 910 Digidim Router Installation Guide



Installation



Technical Data

Connections

Mains cable:	Solid core up to 4 mm ² Stranded up to 2.5 mm ²
DALI cable:	2-wire mains rated, 0.5 to 1.5 mm ² Recommended: 1.0 to 1.5 mm ² Maximum length: 300 m (@ 1.5 mm ²)
Ethernet:	1 x RJ45 10/100Mbps, Cat 5E up to 100 m (Auto MDI/MDI-X crossover)

Power

Mains supply:	85-264 VAC, 45-65 Hz
Power consumption:	23 VA
Power circuit protection:	6 A MCB maximum. The external supply must be protected.

Supply

DALI:	2 x 250 mA (current limited)
-------	------------------------------

Mechanical Data

Dimensions (mm):	9U – 160 (L) x 100 (H) x 58 (D)
Weight:	260 g
Mounting:	DIN Rail - keep Mains and DALI wiring separate from Ethernet cable
IP rating	IP30 (IP00 at connectors)

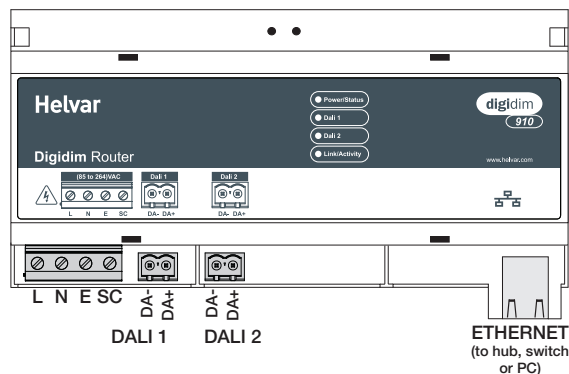
Operating Conditions

Ambient Temperature:	0°C to 40°C
Relative Humidity:	Max 90%, non-condensing
Storage Temperature:	-10°C to 70°C

Conformity and Standards

DALI data transfer:	DALI standard IEC60929, with Helvar extensions
EMC Emission:	EN 55 015
Immunity:	EN 61 547
Safety	EN 60 950
Isolation:	4 kV
Environment:	Complies with WEEE and RoHS directives

Inputs / Outputs



Dimensions

